AGENDA
REGULAR MEETING OF THE
CITY COUNCIL
CITY OF IMPERIAL
200 WEST 9TH STREET
IMPERIAL, CA 92251-1637
APRIL 4, 2018
7:00 PM

IN COMPLIANCE WITH THE AMERICANS WITH DISABILITIES ACT, IF YOU NEED SPECIAL ASSISTANCE TO PARTICIPATE IN THIS MEETING, PLEASE CONTACT THE BUILDING & SAFETY DIRECTOR, (760) 355-1152. NOTIFICATION 48 HOURS PRIOR TO THE MEETING WILL ENABLE THE CITY TO MAKE REASONABLE ARRANGEMENTS TO ENSURE ACCESSIBILITY TO THIS MEETING [28CFR 35.102-35.104 ADA TITLE II]

A. CITY COUNCIL CONVENES TO OPEN SESSION AT 7:00 PM

ROLL CALL
PLEDGE OF ALLEGIANCE
ADJUSTMENTS TO THIS AGENDA

B. PUBLIC APPEARANCES:

B-1. Matters not appearing on the agenda. If you wish to address the COUNCIL concerning any item within the COUNCIL'S jurisdiction, please raise your hand and be acknowledged by the MAYOR, and at that time state your name and address for the record. The MAYOR reserves the right to place a time limit on each person's presentation of three (3) minutes. It is requested that longer presentations be submitted to the Council in writing.

B-2. Matters appearing on the agenda. If you wish to address the COUNCIL concerning any item appearing on the agenda, please raise your hand and be acknowledged by the MAYOR, and at that time state your name and address for the record. The MAYOR reserves the right to place a time limit on each person's presentation of three (3) minutes.

C. SPECIAL PRESENTATIONS, CERTIFICATES, PROCLAMATIONS:

C-1. PROCLAMATION – DECLARING APRIL AS AUTISM AWARENESS MONTH AND APRIL 2, 2018 AS WORLD AUTISM AWARENESS DAY IN THE CITY OF IMPERIAL presented to Autism Support of Imperial County

D. CONSENT AGENDA:

All items appearing under "Consent Agenda" will be acted upon by the City Council by one motion without discussion. Should any Council member or other person request that any item be considered separately, that item will then be taken up at the time as determined by the **MAYOR.**

D-1. Approval of claims/warrants report.
D-2. Approval to waive reading in full and adopt Ordinance No. 797, An Ordinance of the City of Imperial Amending the Imperial City Code to Change the Zoning Designation of a Specified Property Formerly Owned by State of California Department of Transportation from R-1 Single Family to C-2 General Commercial.
D-3. Approval to waive reading in full and adopt Ordinance No. 798, An Ordinance of the City of Imperial

Amending the Imperial City Code to Change the Zoning Designation of the Victoria Ranch Subdivision Specific Plan Unit 6A from MF-Multifamily Dwelling to Planned Unit Development R-1 Single Family Residential.

D-4. Approval to waive reading in full and adopt Ordinance No. 799, An Ordinance of the City of Imperial Amending the Imperial Municipal Code to Allow for Sales and Discharge of Safe and Sane Fireworks During Specified Periods of Time.

D-5 Approval of Minutes for Regular Meetings of February 21, 2018 and March 7, 2018 and Special Meeting of February 21, 2018.

E. NEW BUSINESS: (DISCUSSION/ACTION – APPROVE-DISAPPROVE)

E-1. SUBJECT: DISCUSSION/ACTION: STREET AND SIDEWALK IMPROVEMENT PROJECT 15-CDBG-10577, BID #2018-02

1. AWARD BID TO PYRAMID CONSTRUCTION & AGGREGATES, INC. IN THE AMOUNT OF $976,642.35.

E-2. SUBJECT: DISCUSSION/ACTION: IMPERIAL TRANSIT PARK, FEDERAL AID PROJECT CA04-244.

1. AUTHORIZATION TO SEEK BIDS

E-3. SUBJECT: DISCUSSION/ACTION: AGREEMENT FOR SERVICES BETWEEN THE CITY OF IMPERIAL AND HDL COMPANIES

1. APPROVAL OF AGREEMENT FOR SALES AND USE TAX SERVICES BETWEEN HDL COMPANIES AND CITY OF IMPERIAL

2. APPROVAL OF AMENDMENT TO THE AGREEMENT BETWEEN HDL COMPANIES AND CITY OF IMPERIAL FOR CANNABIS MANAGEMENT SERVICES

E-4. SUBJECT: DISCUSSION/ACTION: ICMA DEFERRED COMPENSATION LOAN PROGRAM.

1. APPROVE RESOLUTION NO. 2018-10, A RESOLUTION OF THE CITY COUNCIL OF IMPERIAL AMENDING THE CITY OF IMPERIAL ICMA 457 DEFERRED COMPENSATION PLAN TO PERMIT LOANS

E-5. SUBJECT: DISCUSSION/ACTION: APPOINTMENT OF DIRECTOR OF INFORMATION TECHNOLOGY.

1. APPROVAL OF AGREEMENT BETWEEN THE CITY OF IMPERIAL AND ALEJANDRO ESTRADA FOR DIRECTOR OF INFORMATION TECHNOLOGY SERVICES

2. APPOINTMENT OF ALEJANDRO ESTRADA TO DIRECTOR OF INFORMATION TECHNOLOGY FOR THE CITY OF IMPERIAL

E-6 SUBJECT: DISCUSSION/ACTION: CITY REPRESENTATION AT THE SOUTHERN CALIFORNIA ASSOCIATION OF GOVERNMENTS (SCAG) REGIONAL CONFERENCE & GENERAL ASSEMBLY TO BE HELD MAY 3 – 4, 2018, IN INDIAN WELLS, CALIFORNIA.

1. APPOINTMENT OF DELEGATE AND ALTERNATE FOR CITY REPRESENTATION AT THE REGIONAL CONFERENCE & ASSEMBLY.

E-7. SUBJECT: DISCUSSION/ACTION: DECLARE EQUIPMENT AS SURPLUS AND AUTHORIZE DISPOSAL

1. DECLARE MODEL JT9 DITCH WITCH AS SURPLUS PROPERTY AND AUTHORIZE DISPOSAL

F. REPORTS:

F-1. SUBJECT: MAYOR AND COUNCIL MEMBER REPORTS.

F-2. SUBJECT: DEPARTMENT HEAD AND STAFF REPORTS

F-3. SUBJECT: CITY MANAGER REPORT.

ADJOURN CITY COUNCIL MEETING UNTIL THE NEXT REGULARLY SCHEDULED MEETING, WEDNESDAY, APRIL 18, 2018 AT 7:00 P.M.

NOTE: Any documents produced by the City and distributed to a majority of the City Council/Agency Board regarding any item on this agenda will be made available at the front counter at City Hall, located at 420 S. Imperial Avenue, during normal business hours.

PROCLAMATION OF THE CITY COUNCIL OF THE CITY OF IMPERIAL
HONORING
AUTISM AWARENESS MONTH APRIL 2018
WORLD AUTISM AWARENESS DAY APRIL 2, 2018

WHEREAS, autism is the result of a neurological disorder that affects the normal functioning of the human brain, and can affect anyone, regardless of race, ethnicity, gender, or socioeconomic background; and

WHEREAS, symptoms and characteristics of autism may present themselves in a variety of combinations and can result in significant lifelong impairment of an individual's ability to learn, develop healthy interactive behaviors, and understand verbal as well as nonverbal communication; and

WHEREAS, more children are being diagnosed on the Autism Spectrum resulting in rates as high as one (1) in sixty eight (68) children nationally, in which five (5) of every six (6) children are boys, the effort to address autism continues, doctors, therapists, and educators can help persons with autism overcome or adjust to its challenges and provide early, accurate diagnosis and the resulting appropriate education intervention, and therapy that are vital to future growth and development; and

WHEREAS, the County of Imperial proudly supports the annual observance of Autism Awareness Month and World Autism Awareness Day in the hope that it will lead to a better understanding of the Autism Spectrum Disorder, celebrating the work of advocates, professionals and family members, and all who work to build a brighter tomorrow alongside those with autism.

NOW, THEREFORE, BE IT RESOLVED, that the City Council of the City of Imperial hereby proclaims April 2018 as Autism Awareness Month and April 2, 2018 as World Autism Awareness Day in the City of Imperial, to raise public awareness and acceptance of autism and the myriad of issues surrounding the disorder, as well as to increase knowledge of the programs that have been and are being developed to support individuals with autism and their families.

PROCLAIMED this 4th day of April, 2018.

_____

Geoff Dale, Mayor
Imperial City Council

Check Register Report

D-1

Date: 03/29/2018
Time: 5:31 pm
Page: 1

CITY OF IMPERIAL

BANK : UNION BANK

Check Number	Check Date	Status	Void/Stop Date	Vendor Number	Vendor Name	Check Description	Amount
UNION BANK Checks							
81025	03/19/2018	Printed		001	ATS LABS, INC.		4,725.00
81026	03/19/2018	Printed		002	AFLAC		1,010.39
81027	03/19/2018	Printed		023	AIRWAVE COMMUNICATIONS		342.50
81028	03/19/2018	Printed		6156	ALEXES ROMERO		108.69
81029	03/19/2018	Printed		147	ALLSTATE INSURANCE		133.00
81030	03/19/2018	Printed		6163	ANDREA JURADO		138.40
81031	03/19/2018	Printed		656	AQUA METRIC		34,815.32
81032	03/19/2018	Printed		1009	ARCTIC AIR		425.00
81033	03/19/2018	Printed		2559	ARGELIA M GADDIS		178.94
81034	03/19/2018	Printed		1066	AT&T		1,786.73
81035	03/19/2018	Printed		1851	AT&T LONG DISTANCE		119.29
81036	03/19/2018	Printed		674	BRENNTAG		5,228.90
81037	03/19/2018	Printed		613	CALIFORNIA CONTRACTORS		1,343.89
81038	03/19/2018	Printed		455	CALIFORNIA STATE DISBURSEMENT		1,080.44
81039	03/19/2018	Printed		6161	CARLOS SALORIO		55.93
81040	03/19/2018	Printed		4085	CENTRAL VALLEY TOXICOLOGY		76.00
81041	03/19/2018	Printed		3029	CLAIREMONT EQUIPMENT		8,331.20
81042	03/19/2018	Printed		096	COLONIAL LIFE & ACCIDENT		854.89
81043	03/19/2018	Printed		663	CONTROL SYSTEMS ENGINEERING		1,008.87
81044	03/19/2018	Printed		1744	CONVEYOR GROUP		13,231.25
81045	03/19/2018	Printed		514	CORE & **MAIN** LP		107.94
81046	03/19/2018	Printed		3403	DANIELS TIRE CORPORATE **ADMIN**		168.09
81047	03/19/2018	Printed		1302	DAVID TURCH & ASSOCIATES		5,000.00
81048	03/19/2018	Printed		1623	DENNIS H. MORITAAPC		10,162.50
81049	03/19/2018	Printed		569	DESERT VETERINARY GROUP		54.00
81050	03/19/2018	Printed		2752	DUFLOCK & ASSOCIATES		154.82
81052	03/19/2018	Printed		164	ELMS EQUIPMENT RENTAL, INC.		950.26
81053	03/19/2018	Printed		2059	ESTRADA SYSTEMS GROUP, **INC.**		7,383.98
81054	03/19/2018	Printed		5134	FORENSIC DRUG TESTING SERVICES		143.75
81055	03/19/2018	Printed		314	FRANCHISE TAX BOARD		157.18
81056	03/19/2018	Printed		4027	GOLDEN BEAR DEVELOPMENT, LLC		127.75
81057	03/19/2018	Printed		896	GROSSMAN PSYCHOLOGICAL		300.00
81058	03/19/2018	Printed		117	HAAKER EQUIPMENT **COMPANY**		341.25
81059	03/19/2018	Printed		6166	HUNG JOO PARK		85.24
81060	03/19/2018	Printed		1190	**ICMARC**		1,742.64
81061	03/19/2018	Printed		120	IMPERIAL COUNTY FIRE DEPT.		78,188.49
81062	03/19/2018	Printed		1403	IMPERIAL COUNTY SHERIFF'S OFFI		676.74
81063	03/19/2018	Printed		028	IMPERIAL IRRIGATION DISTRICT		33,119.76
81064	03/19/2018	Printed		4264	IMPERIAL IRRIGATION DISTRICT		7,392.00
81065	03/19/2018	Printed		102	IMPERIAL POLICE OFFICERS **ASSN.**		520.00
81066	03/19/2018	Printed		221	IMPERIAL PRINTERS		27.48
81067	03/19/2018	Printed		122	IMPERIAL STORES		49.32
81068	03/19/2018	Printed		3187	IMPERIAL TRUSS & LUMBER **CO.**		335.35
81069	03/19/2018	Printed		2099	IMPERIAL VALLEY OCCUPATIONAL M		378.90
81070	03/19/2018	Printed		5033	INFO SEND INC.		3,576.44
81071	03/19/2018	Printed		320	INTERNAL REVENUE SERVICE		50.00
81073	03/19/2018	Printed		6158	JOSE DELGADO		30.16
81074	03/19/2018	Printed		2901	KIMBALL MIDWEST		104.60
81075	03/19/2018	Printed		1996	LEE TIRE CO.		2,020.94
81076	03/19/2018	Printed		2673	LEGALSHIELD		31.90

TY OF IMPERIAL BANK: UNION BANK

heck umber	Check Date	Status	Void/Stop Date	Vendor Number	Vendor Name	Check Description	Amount
NION BANK Checks							
1077	03/19/2018	Printed		696	LEONARD BARRA		419.50
1078	03/19/2018	Printed		101	LINCOLN LIFE		2,525.81
1079	03/19/2018	Printed		401	LOWE'S		123.75
1080	03/19/2018	Printed		6159	LUCIA GONZALEZ		17.28
1082	03/19/2018	Printed		3998	NAPA		573.59
1083	03/19/2018	Printed		079	ONE SOURCE DISTRIBUTORS		1,361.15
1084	03/19/2018	Printed		5177	ORANGE COMMERCIAL CREDIT		750.00
1085	03/19/2018	Printed		6157	OSCAR GUARDADO		93.70
1086	03/19/2018	Printed		081	PETTY CASH		1.00
1087	03/19/2018	Printed		3179	PITNEY BOWES		602.64
1088	03/19/2018	Printed		2782	PRINCIPAL-SBD GRAND ISLAND		4,437.56
1089	03/19/2018	Printed		3008	RDO EQUIPMENT COMPANY		40.05
1090	03/19/2018	Printed		6162	RICARDO VILLA		124.08
1091	03/19/2018	Printed		2564	ROGERS & ROGERS CHRYSLER JEEP		86.20
1092	03/19/2018	Printed		1637	ROMEO'S CAR WASH		99.00
1093	03/19/2018	Printed		6160	ROSA MERAZ		20.62
1094	03/19/2018	Printed		801	RUBEN MIRELES		1,760.00
1095	03/19/2018	Printed		979	SELLERS PETROLEUM		5,841.89
1096	03/19/2018	Printed		5706	SHI INTERNATIONAL CORP		939.69
1097	03/19/2018	Printed		1367	SHRED-IT		54.99
1098	03/19/2018	Printed		2365	SPARKLETTS		286.51
1099	03/19/2018	Printed		091	STAPLES CREDIT PLAN		1,151.50
1100	03/19/2018	Printed		104	TEAMSTERS, LOCAL 542		1,325.60
1101	03/19/2018	Printed		095	TERMINIX OF IMPERIAL VALLEY		710.00
1102	03/19/2018	Printed		957	THE SOCO GROUP, INC		2,046.93
1103	03/19/2018	Printed		4024	TORI ROLLINS		116.29
1104	03/19/2018	Printed		1934	TYLER TECHNOLOGIES, INC.		2,515.25
1105	03/19/2018	Printed		275	UNDERGROUND SERVICE		46.30
1106	03/19/2018	Printed		ALERT OF 944	UNITED WAY OF IMPERIAL COUNTY		7.00
1107	03/19/2018	Printed		6164	USE TAX ADMINISTRATION	SECTION	266.00
1108	03/19/2018	Printed		611	VERIZON WIRELESS		574.86
1109	03/19/2018	Printed		6165	VERONICA OCHOA		3.06
1110	03/19/2018	Printed		4572	VEXER ENGINEERING		4,290.00
1111	03/19/2018	Printed		1568	WEBB AND ASSOCIATES		11,825.40
1112	03/19/2018	Printed		1132	WELLS FARGO BANK MN, N.A.		352,642.96
1113	03/19/2018	Printed		1968	WESTAIR GASES & EQUIPMENT		112.75
1114	03/19/2018	Printed		487	XPRESS LUBE		110.44

Total Checks: 87 **Checks Total (excluding void checks): 626,279.46**

Total Payments: 87 **Bank Total (excluding void checks): 626,279.46**

Total Payments: 87 **Grand Total (excluding void checks): 626,279.46**

Agenda Item No. D.2

DATE SUBMITTED	3/26/2018	COUNCIL ACTION	(X)
SUBMITTED BY	COMMUNITY DEVELOPMENT DIRECTOR	PUBLIC HEARING REQUIRED	( )
		RESOLUTION	( )
		ORDINANCE 1ST READING	( )
DATE ACTION REQUIRED	4/4/2018	ORDINANCE 2ND READING	(X)
		CITY CLERK'S INITIALS	

IMPERIAL CITY COUNCIL
AGENDA ITEM

SUBJECT: DISCUSSION/ACTION: ZONE CHANGE FROM R-1(RESIDENTIAL SINGLE FAMILY) TO C-2 (COMMERCIAL GENERAL) AT HWY 86 PARCEL EAST OF NORTH IMPERIAL AVENUE, NORTH OF 15TH STREET.

1. 2nd READING BY TITLE ONLY OF ORD. NO. 797 APPROVING THE ZONE CHANGE FROM R-1(RESIDENTIAL SINGLE FAMILY) TO C-2(COMMERCIAL GENERAL).

DEPARTMENT INVOLVED: COMMUNITY DEVELOPMENT

BACKGROUND/SUMMARY:

The City of Imperial recently acquired "excess land" from the State of California-Department of Transportation. The envisioned zoning for this newly acquired land is R-1 (Residential Single Family), in 2014 a "Highest and Best Use" analysis was done for the location and the analysis determined that the best physical use of the land would be for Commercial Developments (please see attached analysis). The land is currently vacant and is 3.78 acres in size. There are no specific projects proposed with this application at the time. Any future developments will be reviewed internally prior to any form of construction. This zone change was initiated by City staff in efforts to attract developments that will help benefit the citizens and evolution of the City from an "Economic Development" standpoint. Staff has determined the proposed zone change from R-1 to C-2 designation would be consistent with the location of the parcel (HWY 86), the surrounding environment, developments and the future growth envisioned for that area.

Planning Commission recommended the zone change to City Council on January.10.2018.
City Council Conducted the 1st Reading of the Zone Change Ordinance on March.7.2018.

Please see attachments.

FISCAL IMPACT: NO FISCAL IMPACT	ADMIN SERVICES SIGN INITIALS
STAFF RECOMMENDATION: Staff recommends approval of Ordinance 797.	DEPT. INITIALS
MANAGER'S RECOMMENDATION:	CITY MANAGER's INITIALS

MOTION:

SECONDED:
AYES:
NAYES:
ABSENT:

APPROVED ( ) REJECTED ( )
DISAPPROVED ( ) DEFERRED ( )

REFERRED TO:

ORDINANCE NO. 797

AN ORDINANCE OF THE CITY OF IMPERIAL AMENDING THE IMPERIAL CITY CODE TO CHANGE THE ZONING DESIGNATION OF A SPECIFIED PROPERTY FORMERLY OWNED BY STATE OF CALIFORNIA DEPARTMENT OF TRANSPORTATION FROM R-1 SINGLE FAMILY TO C-2 GENERAL COMMERCIAL

Pursuant to Section 24.19.600 et seq. of Chapter 24 of the Imperial Municipal Code, the City Council of the City of Imperial, State of California, does hereby ordain as follows:

SECTION 1: The "Official Zoning Map" of the City of Imperial, Imperial County, adopted at Section 24.01.140B of Chapter 24 of the Imperial City Code is hereby amended pursuant to Section 24.19.600 et seq. as set forth in this ordinance.

SECTION 2: The property affected by this ordinance is formerly known as Department of Transportation Number DD1999-01-01 located north of 15th Street, west of Highway 86 and east of Imperial Avenue and is described in Exhibit A.

SECTION 3: The new zone for said property is hereby changed from R-1 Single Family Residential to C-2 General Commercial.

SECTION 4: Effective Date. This Ordinance shall take effect and shall be in force thirty (30) days after the date of adoption, and prior to the expiration of fifteen (15) days from the passage thereof, shall be published at least once in a newspaper of general circulation printed and published in the County of Imperial, together with the names of the members of the City Council voting for and against the same.

PASSED, ADOPTED AND APPROVED by the City Council of the City of Imperial, this 4th day of April, 2018.

_____
Geoff Dale, Mayor of the City of Imperial

ATTEST:

_____
Debra Jackson, City Clerk

EXHIBIT A

THAT PORTION of real property in the City of Imperial, T. 15 S., R. 14 E., S.B.M. conveyed to the State of California by deed recorded February 24, 1945, as Book 638, Page 2, in the Office of the County Recorded of Imperial County;

TOGHETHER WITH all right, title and interest in that portion of that real property in the City of Imperial, T. 15 S., R. 14 E., S.B.M. according to Government Survey thereof conveyed to the State of California by deed recorded July 17, 1941, Book 571, Page 548, in the Office of the County Recorded of Imperial County;

TOGETHER WITH that portion of that real property in the City of Imperial, T. 15 S., R. 14 E., S.B.M. according to Government Survey thereof conveyed to the State of California by deed recorded April 16, 1948, as Book 704, Page 163, in the Office of the County Recorder of Imperial County;

All lying westerly of the following described line:

BEGINNING at the southwest corner of Tract 133, T. 15 S., R 14 E., S.B.M., said point bears S.00°22'46"E., 2654.16 feet from the northwest corner of said tract;

Thence (1) S.89°35'42"E., 185.06 feet along the south line of said Tract 133;
Thence (2) N.00°22'46"W., 41.97 feet;
Thence (3) N.89°35'42"E., 13.47 feet to the beginning of a non-tangent 4930.69 foot radius curve concave southwesterly, a radial to which bears N.86°51'26"E.
Thence (4) northerly along said curve, through a central angle of 09°14'31", an arc distance of 795.32 feet;
Thence (5) N.12°23'05"W., 752.80 feet to the beginning of a 5070.92 foot radius curve concave northeasterly;
Thence (6) northerly along said curve through a central angle of 04°15'31", an arc distance of 376.91 feet to a point on the westerly right of way line of State Highway 11-IMP-86 according to Record of Survey 12-67 on file in the office of the County Recorder of Imperial County, and also being the **POINT OF TERMINUS.**

The bearings and distances used in the above description are based on the California Coordinate System of 1983, Zone 6, HPGN Epoch 1991.35. Multiply all distances in the above description by 0.99999605 to obtain ground level distances.

(Caltrans Number: DD1999-01-01)

Agenda Item No. D-3

DATE SUBMITTED	3/26/2018	COUNCIL ACTION	(X)
SUBMITTED BY	COMMUNITY DEVELOPMENT DIRECTOR	PUBLIC HEARING REQUIRED	( )
		RESOLUTION	
DATE ACTION REQUIRED	4/4/2018	ORDINANCE 1ST READING	( )
		ORDINANCE 2ND READING	(X)
		CITY CLERK'S INITIALS	

IMPERIAL CITY COUNCIL
AGENDA ITEM

SUBJECT: DISCUSSION/ACTION: ZONE CHANGE AND SPECIFIC PLAN AMENDMENT FROM VR-MF (MULTIFAMILY DWELLING) TO A PLANNED UNIT DEVELOPMENT (P.U.D) FOR 113 R-1 (SINGLE FAMILY RESIDENTIAL) HOMES FOR VICTORIA RANCH SUBDIVISION UNIT 6A FOR APN: 044-220-094 LEGALLY KNOWN AS: BLK 1 VICTORIA RANCH SUB UNIT NO 3C CITY OF IMPERIAL 11.68AC.

1. 2nd READING BY TITLE ONLY OF ORD. NO. 798 APPROVING THE ZONE CHANGE AND SPECIFIC PLAN AMENDMENT FROM VR-MF (MULTIFAMILY DWELLING) TO P.U.D (PLANNED UNIT DEVELOPMENT) SINGLE FAMILY RESIDENTIAL.

DEPARTMENT INVOLVED: COMMUNITY DEVELOPMENT

BACKGROUND/SUMMARY:

Victoria Homes Inc. (applicant) is requesting a Zone Change, General Plan Amendment and Tentative Tract Map for the proposed Unit 6A. The parcel in question is currently zoned VR-MF (Multifamily Dwelling) is 507,836 sqft./11.68 acres in size and the parcel is currently vacant. The parcel was previously proposed to be 405 Multifamily Dwelling units (apartments) when the original plans were approved in 2005. The applicant is requesting a Zone Change and Specific Plan Amendment to allow for a "Planned Unit Development" for 113 R-1 Single Family Residential homes. The proposed use is a decrease in density and consistent with the current and proposed (future) surrounding land uses envisioned for that area.

- Planning Commission recommended this item for approval to City Council on February 14, 2018.
- City Council conducted a 1st Reading for the proposed Zone Change and Specific Plan Amendment on March.7.2018.
- The Tentative Map and Conditions of Approval for Victoria Ranch Unit 6A-Planned Unit Development were approved on March.7.2018 by City Council.

Please see attachments.

FISCAL IMPACT: NO FISCAL IMPACT	ADMIN SERVICES SIGN INITIALS
STAFF RECOMMENDATION: Staff recommends approval of Ordinance _____.	DEPT. INITIALS OM
MANAGER'S RECOMMENDATION:	CITY MANAGER's INITIALS

MOTION:

SECONDED:
AYES:
NAYES:
ABSENT:

APPROVED	( )	REJECTED	( )
DISAPPROVED	( )	DEFERRED	( )

REFERRED TO:

ORDINANCE NO. 798

AN ORDINANCE OF THE CITY OF IMPERIAL AMENDING THE IMPERIAL CITY CODE TO CHANGE THE ZONING DESIGNATION OF THE VICTORIA RANCH SUBDIVISION UNIT 6A SUBDIVISION FROM R-A RESIDENTIAL APARTMENTS TO PLANNED UNIT DEVELOPMENT R-1 SINGLE FAMILY RESIDENTIAL

Pursuant to Section 24.19.600 et al, the City Council of the City of Imperial, State of California, does hereby ordain as follows:

SECTION 1: The "Official Zoning Map" of the City of Imperial, Imperial County, adopted at Section 24.01.140 of Chapter 24 of the Imperial City Code is hereby conditionally amended pursuant to Section 24.19.600, et seq. as set forth in this ordinance.

SECTION 2: The property affected by this ordinance is shown in Exhibit A, located approximately on the northeast corner of Aten Road and the future Legakes Road-more specifically known as APN: 044-220-094.

SECTION 3: The new zone for said property is hereby changed from R-1 Single Family Residential to Planned Unit Development.

SECTION 4: Section 24.09.270 of Chapter 24 of the Imperial Municipal Code is hereby amended to read as follows:

Section 24.09.270 Planned Unit Development (Victoria Ranch Subdivision Unit 6A) Property Development Standards

The following property development standards shall apply to all land and structures within the Victoria Ranch Unit 6A Planned Unit Development. No further subdivisions or lot line adjustments shall be allowed.

Development Standards

Requirements	
Front Yard Setback	
Living Area/House	10' minimum
Covered Porch	5' minimum
Garage	15' minimum
Rear Yard Setback	
Living Area	10' minimum
Porches/Patios	5' minimum*
Side Yard Setback	5' minimum*

Street Side Yard Setback	10' minimum
Driveway Curb-Cuts	20' maximum
Distance between structures	5' minimum*

*Architectural features as such as chimneys, pilasters, etc. may project into these required setbacks subject to the approval of the Building and Fire Department.

Front Yard Setback - for the purposes of this Planned Unit Development, the front yard setback shall be measured from the property line

Rear Yard Setback - for the purposes of this Planned Unit Development, the rear yard setback shall be measured from the rear property line.

B. All mechanical equipment and air conditioning equipment shall be installed a minimum of five feet (5') from any property line.

C. All ducts, vents, meters, air conditioning equipment, and any other mechanical equipment, whether on the structure, on the ground, or on the roof, shall be screened with materials architecturally compatible with the main structure. Screening details shall be shown on the plans submitted for issuance of building permits, the adequacy of which shall be determined by the Planning Director.

SECTION 5: Effective Date. This Ordinance shall take effect and shall be in force thirty (30) days after the date of adoption, and prior to the expiration of fifteen (15) days from the passage thereof, shall be published at least once in a newspaper of general circulation printed and published in the County of Imperial, together with the names of the members of the City Council voting for and against the same.

PASSED, ADOPTED AND APPROVED by the City Council of the City of Imperial, this 4th day of April 2018.

_____
Geoff Dale, Mayor

ATTEST:

_____
Debra Jackson, City Clerk

DATE SUBMITTED	03/27/2018	**Agenda Item No**	D-4
SUBMITTED BY		CITY COUNCIL ACTION	(X)
		PUBLIC HEARING REQUIRED	( )
		RESOLUTION	( )
DATE ACTION REQUIRED	04/04/2018	ORDINANCE 1ST READING	( )
		ORDINANCE 2ND READING	( )
		CITY CLERK'S INITIALS	

IMPERIAL CITY COUNCIL
AGENDA ITEM

SUBJECT: APPROVAL TO WAIVE READING IN FULL AND ADOPT ORDINANCE 799, AN ORDINANCE OF THE CITY OF IMPERIAL AMENDING THE IMPERIAL MUNICIPAL CODE TO ALLOW FOR SALES AND DISCHARGE OF SAFE AND SANE FIREWORKS DURING SPECIFIED PERIODS OF TIME.

DEPARTMENT INVOLVED:

BACKGROUND/SUMMARY:

At the meeting of March 21, 2018 Council discussed and approved the 1st reading by title only of Ordinance 799. The ordinance amends chapters eight and twelve of the Municipal Code to allow for the sale and discharge of safe and sane fireworks within Imperial city limits. A summary of the ordinance was prepared for publication as directed. Said summary was published in the IV Press on Thursday, March 29, 2018.

FISCAL IMPACT:

STAFF RECOMMENDATION:

MANAGER'S RECOMMENDATION: MANAGER'S INITIAL_____

MOTION:

SECONDED:
AYES:
NAYES:
ABSENT:

APPROVED ( ) REJECTED ( )
DISAPPROVED ( ) DEFERRED ( )

REFERRED TO:

ORDINANCE NO. _799____

AN ORDINANCE OF THE CITY OF IMPERIAL AMENDING CHAPTERS 8 AND 12 OF THE IMPERIAL MUNICIPAL CODE TO ALLOW FOR SALES AND DISCHARGE OF SAFE AND SANE FIREWORKS DURING SPECIFIED PERIODS OF TIME

THE CITY COUNCIL OF THE CITY OF IMPERIAL DOES ORDAIN AS FOLLOWS:

SECTION 1: Section 8-2 OF Article II of Chapter 8 of the Imperial Municipal Code is hereby amended to read as follows:

Section 8-2. Prohibited Generally. It shall be unlawful for any person in the City to burn any brush, grass, weeds paper or other rubbish or material or vegetation of any kind whatsoever, or to make, build or burn any material within any street, alley, park, private property or place in the City.

SECTION 2: Sections 8-30 through 8-51 of Article V of Chapter 8 of the Imperial Municipal Code are hereby enacted to read as follows:

ARTICLE V

FIREWORKS

Section 8-30. Purpose and Authority.

Section 8-31. Title.

Section 8-32. Administration.

Section 8-33. Definitions.

Section 8-34 Fireworks unlawful

Section 8-35 Permits for public fireworks displays.

Section 8-36 Application fee for public fireworks displays.

Section 8-37 Defense and indemnity of City.

Section 8-38. Liability insurance.

Section 8-39. Discharge of safe and sane fireworks permitted.

Section 8-40. Sale of safe and sane fireworks.

Section 8-41. Applications for fireworks sales permits.

Section 8-42. Fireworks sales permit requirements.

Section 8-43. Denial of permit and appeals process.

Section 8-44. Fireworks stands requirements..

Section 8-45. Sales to minors.

Section 8-46. Revocation of fireworks sales permits and appeal.

Section 8-47. Seizure of fireworks.

Section 8-48. Public education.

Section 8-49. Administrative regulations.

Section 8-50. Violation unlawful-Administrative citations.

Section 8-51. Conflict with Imperial Municipal Code.

Section 8-52. Severability.

Section 8-30. Purpose and authority.

The purpose of this chapter is to regulate the discharge and sale of fireworks within the City of Imperial. The city council enacts this chapter pursuant to its general police powers and the State of California Fireworks Law, Sections 12500 through 12728 of the California Health and Safety Code, and State of California Fireworks Regulations, Chapter 6 of Title 19 of the California Code of Regulations.

Section 8-31. Title.

This Article may be cited as the "Imperial Fireworks Ordinance."

Section 8-32. Administration.

This chapter shall be administered by the Imperial Fire Department.

Section 8-33. Definitions.

For the purposes of this chapter, the following definitions shall apply:

"City" means the City of Imperial.

"City Clerk" means the city clerk of the City or the City Clerk's designee.

"City Manager" means the city manager of the City or the City Manager's designee.

"Dangerous fireworks" means dangerous fireworks as defined in Health and Safety Code Section 12505.

"Fire Chief" means the Fire Chief of the City or the Fire Chief's designee.

"Fireworks sales permit" means a permit issued in accordance with Article.

"Fireworks stand" means a structure of a temporary nature used in the sale, offering for sale, or display for sale of safe and sane fireworks.

"Fireworks wholesaler" means any person who sells fireworks to other persons for resale by such persons.

"Nonprofit organization" means any nonprofit association, charity or corporation organized primarily for veterans, patriotic, welfare, civic betterment, educational, youth development or charitable purposes which is tax exempt pursuant to Internal Revenue Code Sections 501(c)3, 4, 6, 7, 8, 9, 10, 19, 23, or 26, that serves, in whole or in part, the residents of the City of Imperial. The City will issue permits for up to, and not to exceed, three (3) non-profit organizations per year. A nonprofit organization having its principal place of business in the City of Imperial will have priority in the issuance of a permit, all other factors being equal. All qualified applicants will be subject to a lottery selection process.

"Police Chief" means the Police Chief of the City or the Police Chief's designee.

"Qualified applicant" means any nonprofit organization which has met all of the following criteria for a continuous period of not less than one full year preceding submittal of an application for a fireworks sales permit and which continues to meet the criteria for the duration of the fireworks sales permit.

(a). The nonprofit organization must have a minimum bona fide membership of at least ten adult members who either reside in the City, are employed in the City or who are owners or operators of a business located in the City. The organization shall upon request provide documentation demonstrating the minimum bona fide membership to the satisfaction of the Fire Chief.

(b). The nonprofit organization shall not have been found by any court of competent jurisdiction or city administrative hearing officer to be in violation of any civil or criminal local, state or federal law relating to fireworks, including this Article within thirty-six months prior to the nonprofit organization's submittal of an application for a fireworks sales permit.

(c). The nonprofit organization must not have had a permit to sell fireworks revoked by any jurisdiction within thirty-six months prior to the nonprofit organization's submittal of an application for a fireworks sales permit.

"Safe and sane fireworks" means safe and sane fireworks as defined in Health and Safety Code Section 12529 and 12562.

"Responsible person" means a person who causes a violation of this chapter to occur or who allows a violation to exist or continue, by his or her action or failure to act, or whose agent, employee or independent contractor causes a violation to occur or allows a violation to exist or continue. Provided, that:

(a). There is a rebuttable presumption that the record owner of a residential parcel, as shown on the county's latest equalized property taxes assessment rolls, and any lessee of a residential parcel, has notice of any violation existing on said property.

(b). More than one person may be a responsible person for a single violation.

(c). Any person, regardless of age may be a responsible person. However, every parent, guardian or other person, having the legal care, custody or control of any minor person (defined as any person under eighteen years of age) is a responsible person for violations committed by such minor, in addition to the minor him or herself, if such parent, guardian or other person knows or reasonably should know that a minor is in violation of this Article. There is a rebuttable presumption that any such parent, guardian or other person having the legal care custody or control of a minor person knows or reasonably should know whether such minor is in violation of this Article.

Section 8-34. Fireworks unlawful.

Except as otherwise provided in this chapter, no person shall possess, sell, use, display or explode any "dangerous fireworks," within the City of Imperial.

Section 8-35. Permits for public fireworks displays.

It shall be unlawful to cause, allow, permit, aid, abet, or suffer any discharge of "dangerous fireworks" (including a public display) or any use of special effects without having first obtained a permit from the Fire Chief as provided herein.

The Fire Chief may grant permits for those activities enumerated in Section 12640 of the California Health and Safety Code, including supervised public displays of fireworks by a public agency, fair association, amusement park, or other organization, or for the use of fireworks by artisans in pursuit of their trade. Each such use or display shall be handled by a licensed pyrotechnic operator (as defined by Section 12527 of the California Health and Safety Code), and shall be of such character and so located, discharged or fired following the receipt of the recommendation by the fire chief, will not be hazardous or endanger any property or persons.

Section 8-36. Application fee for public fireworks displays.

Every application for permit to conduct a public display of fireworks or for other use of fireworks as permitted by ordinance shall be accompanied by a nonrefundable fee.

Section 8-37. Defense and indemnity of City.

Every applicant for a permit to conduct a public display of fireworks or for other use of fireworks as permitted by Section 8-35 shall agree to defend, indemnify and hold the City of Imperial, its officers and employees, harmless from any and all claims for damages or other costs arising out of the activity authorized by the permit.

Section 8-38. Liability insurance.

Every recipient of a permit to conduct a public display of fireworks or for other use of fireworks as permitted by section 8-35 shall maintain a corporate surety bond or policy of public liability and property damage insurance. The policy shall provide coverage for bodily injury (including death) and property damage with policy limits of not less than $5,000,000.00 combined single limits. Such policies shall contain a provision which includes the City, its officers, officials, agents, and employees as additional insured's and provides that said insurance provides primary coverage as to the City without contribution by other City policies or self-insured retentions. Such policies shall also contain an endorsement that the company issuing such policy or policies will not allow the same to be cancelled without serving, by first class mail, ten days' notice of cancellation upon the City Clerk.

Following approval of the permit by the Fire Chief as provided in section 8-35, no permit shall be issued until the permittee furnishes the City Clerk a "certificate of insurance" for each insurance policy required by this Section, in a form approved by the city attorney.

Notwithstanding any other provision of this chapter, the failure of the permittee to carry such policy or policies in force shall result in the automatic revocation of the permit as of the date of expiration of such insurance policy or policies. Should a permit be automatically revoked as a consequence of this provision, the payment of the full amount of the permit fee required by this Article shall be made to the City before the revoked permit may be reinstated.

Section 8-39. Possession and discharge of safe and sane fireworks permitted.

Notwithstanding any provisions of this Article to the contrary, the possession of safe and sane fireworks shall be lawful during the period of 12:00 noon on the 28th of June through 12:00 noon on the 6th of July of the same calendar year; provided, however, that it shall be unlawful to possess any modified or altered safe and sane fireworks. It shall be lawful to use or discharge any safe and sane fireworks; provided, however such use and discharge shall only take place on private property with permission of the owner of the property. Discharge may also take place on publicly owned, controlled and maintained rights of way. Discharge shall not occur in or about public parks or other public property. The discharger of the safe and sane fireworks shall be responsible for removal of all trash and debris associated with the discharge and it shall be unlawful to fail to remove such debris.

Section 8-40. Sale of safe and sane fireworks.

Notwithstanding any provisions of this chapter to the contrary, the possession and retail sale to the public of safe and sane fireworks is permitted between 12:00 noon and 10:00 p.m. on the 28th of June of each year and from 9:00 a.m. through 10:00 p.m. on June 29th through the 4th of July of the same calendar year, by those nonprofit organizations possessing a current firework sales permit.

Section 8-41. Applications for fireworks sales permits and lotteries.

(a) Submission of applications by qualified applicants.

1. No nonprofit organization shall submit more than one application for a fireworks sales permit. If the City receives two or more applications containing the same tax identification number, only one application shall be accepted.

2. Each application will be screened by the Fire Chief to determine if the nonprofit organization submitting it meets the criteria to be classified as a "qualified applicant."

(b) Every application for a fireworks sales permit shall be accompanied by a nonrefundable pyrotechnics and special effects California Fire Code permit application fee.

(c) All applications for fireworks sales permits shall be submitted in writing to the Community Development Department on forms supplied by the City. Applications may be filed from, May 1 through May 30, inclusive. Applications filed before or after these periods will not be accepted.

1. If there are more qualified applicants than the maximum number of fireworks sales permits available, then the Fire Chief shall conduct a random drawing to determine to whom the available fireworks sales permits shall be issued.

The drawing shall occur in March of each year. Those qualified applicants which have been successful in being awarded a fireworks sales permit shall have up to thirty calendar days to submit all information required by the fire chief.

2. Applications for fireworks sales permits will be reviewed by the Fire Department, Police Department and the City Clerk, as needed, pursuant to this chapter. Fireworks sales permits shall be issued by the Fire Chief.

Section 8-42. Fireworks sales permit requirements.

(a) Each fireworks sales permit recipient may operate only one fireworks stand. The maximum number of fireworks sales permits which may be issued during any one calendar year shall be no greater than five.

(b) Other provisions regarding fireworks sales permit applications.

1. After the maximum number of fireworks sales permit recipients has been chosen, the remaining qualified applicants shall be drawn and assigned as alternates according to the order drawn. Each alternate, according to the order drawn, shall be offered a fireworks sales permit if one of the original permittees fails to meet the requirements of this Article, or if a permittee voluntarily surrenders its fireworks sales permit, or if a fireworks sales permit is revoked.

2. Two or more eligible nonprofit organizations may jointly submit an application pursuant to this chapter and may receive a single fireworks sales permit to jointly sell fireworks, provided that each must be a qualified applicant. Fireworks sales permit recipients may select one or more other qualified applicants to join it in a joint venture operation of the fireworks stand, provided that any such joint venture must have been a qualified applicant that applied unsuccessfully for a fireworks sales permit that same year.

3. Fireworks sales permits are valid only during the calendar year issued.

(c) Each nonprofit organization receiving a fireworks sales permit must have a least one representative attend a fireworks stand operator safety seminar, approved by the Fire Chief, for the same year in which the fireworks sales permit is issued. Failure of a nonprofit organization to attend the seminar shall result in the revocation of the fireworks sales permit.

(d) Subsequent to selection for issuance of fireworks sales permit, but prior to the issuance of a fireworks sales permit, and in addition to those other requirements set forth in this Article or on the permit application, each permittee shall provide or demonstrate compliance with all of the following:

1. A copy of the permittee's retail fireworks license issued by the office of the California State Fire Marshal.
2. A copy of the permittee's California State Board of Equalization Temporary Sellers Permit.
3. Payment of a refundable City of Imperial fireworks sales permit application fee.
4. Insurance coverage as required by the provisions of this Article.
5. Pyrotechnics and Special Effects California Fire Code Permit issued by the Imperial Fire Department.

Section 8-43. Denial of permit and appeals process.

(a) After conducting an investigation consistent with Health and Safety Code Section 12640 et seq., the Fire Chief shall issue a fireworks sales permit to qualified applicants chosen unless:

The Fire Chief finds, in writing, that the applicant has failed to provide sufficient plans, information or data necessary to safely and/or responsibly achieve compliance with the requirements of this Article.

The Fire Chief finds, in writing, that the applicant is not in compliance with any of the requirements of this Article.

(b) Any denial of a fireworks sales permit application to sell fireworks issued pursuant to the fireworks code may be appealed to the City Council consistent with Health and Safety Code Section 12647 within ten calendar days in writing.

Section 8-44. Fireworks stands.

(a) All retail sales of safe and sane fireworks shall be permitted from within a temporary fireworks stand only. The retail sale of fireworks from any other building or structure is prohibited.

(b) No fireworks stand may be erected more than seven calendar days prior to July 4 by any person not affiliated with a nonprofit organization to which a fireworks sales permit has been issued.

(c) Fireworks stands must be located on lots that have an all-weather surface and adequate off-street parking to meet the requirement of any existing use or uses as well as the fireworks stand.

(d) Fireworks stands are permitted only in the following zoning districts, as defined and delineated in the Imperial City Code:

1. Neighborhood Commercial (C1).
2. Medium Commercial (C2).
3. Heavy Commercial (C3).
4. Light Manufacturing (M1).
5. Heavy Manufacturing (M2).

(e) Each fireworks stand must post each of the following in a prominent place inside the fireworks stand:

1. Fireworks sales permit issued by the City of Imperial Fire Department.
2. Temporary seller's permit issued by California State Board of Equalization.

3. Retail fireworks license issued by California State Fire Marshal.
4. Proof of insurance.
5. "No Smoking" signs.

(f) Fireworks stands shall not be located closer than three hundred feet apart, unless separated by a major arterial roadway.

(g) Fireworks stands shall comply with current National Fire Protection Association standard NFPA 1124 for the Manufacture, Transportation, Storage, and Retail Sales of Fireworks and Pyrotechnic Articles.

(h) Fireworks stands shall not be located within twenty-five feet of any other building or structure.

(i) No fireworks shall be located within one hundred feet of a location where gasoline or any other flammable liquids are stored or dispensed.

(j) Each fireworks stand shall comply with fire prevention standards as adopted and enforced by the Fire Chief.

(k) All fireworks stands shall be inspected and approved by the Fire Chief prior to the sale of any fireworks.

(l) All weeds or other vegetation, and combustible material shall be cleared from the location of the fireworks stand to at least a twenty-five-foot radius surrounding the fireworks stand.

(m) No fireworks stand shall have a floor area in excess of five hundred square feet or a length greater than fifty feet.

(n) Each fireworks stand shall have at least two exits. Each fireworks stand in excess of forty feet in length shall have at least three exits, equally spaced. In no case shall the distance between exits required by this section exceed twenty feet. Exit doors shall be not less than twenty-four inches wide, six feet in height and must open in the direction of exit travel.

(o) "NO SMOKING" signs shall be prominently displayed on all sides of the fireworks stand. Smoking is prohibited within fifty feet any fireworks stand.

(p) Each fireworks stand shall have two, currently certified, dry chemical fire extinguishers in good working order that are easily accessible in case of fire.

(q) Each fireworks stand must have an adult in attendance and in charge thereof when the fireworks stand is open to the public for sale or dispensing of fireworks and when fireworks are being delivered to, or taken from, the fireworks stand.

(r) No person may remain inside the fireworks stand after close of business.

(s) When the fireworks stand is not being used for the sale and/or display of fireworks, all fireworks shall be stored in a manner consistent with one of the following:

1. Within a reinforced, heavy metal, fully-enclosed container, a walk-in type drop box, or equivalent, as approved by the fire chief.
2. Returned daily to a fireworks wholesaler for storage at an approved and properly zoned location.

(t) No fuel-powered generator or similar equipment shall be allowed within fifty feet of a fireworks stand.

(u) No person other than individuals who are bona fide members of the nonprofit organization which holds the fireworks sales permit, and/or joint venture nonprofit organization(s), or the spouses, registered domestic partners, parents or adult children of such members, shall sell or otherwise participate in the sale of fireworks.

(v) No minor (defined as any person under the age of eighteen years) shall sell or participate in the sale of safe and sane fireworks or handle any fireworks.

(w) Drinking or possession of alcoholic beverages in a fireworks stand or within one hundred feet of a fireworks stand is prohibited, except within a permanent business establishment unaffiliated with the fireworks stand and which preexisted the fireworks stand.

(x) No person shall be paid any consideration by the permittee or any fireworks wholesaler for selling or otherwise participating in the sale of safe and sane fireworks. Notwithstanding the foregoing, compensation may be paid for licensed security personnel and to any person permitting or leasing the location of the fireworks stand on its property as a payment for such permit or lease.

(y) All fireworks shall be retained at the fireworks stand. In no event shall unsold fireworks be removed from the approved location to any other place without written approval of the Fire Chief.

(z) All unsold stocks of fireworks in the hands of the permittee after 10:00 P.M. on the 4th day of July shall be returned to the fireworks wholesaler by 12:00 P.M. on July 6 of the same calendar year.

(aa) No later than July 10 of each calendar year, each fireworks stand shall be completely removed and the premises upon which it was located shall be cleared of all debris and restored to the condition it was n prior to the establishment of the fireworks stand.

(bb) Fireworks stands shall be permitted to have no more than two double-sided signs with a maximum area of sixty-four square feet per side. All such signs shall be located on the same site as the fireworks stand they identify or advertise. Signs may not be placed in such a manner as to interrupt the normal flow of vehicle or pedestrian traffic or to cause any sight distance problems for such traffic. Placement of such signs shall be subject to the review and approval of the fire chief, the community development department and the police department. In no case shall the sign placement interfere with traffic or any other safety related concern. The above-described signs may be displayed seven calendar days prior to July 4.

Section 8-45. Sales to minors.

It is unlawful to sell fireworks to minors.

Section 8-46. Revocation of fireworks sales permits and appeal.

(a) The Fire Chief may revoke the fireworks sales permit of any permittee who violates any of the provisions of this Article. The Fire Chief shall inform the permittee that it may seek review of the decision by the City Manager on the next business day. The decision of the City Manager, or his or her designee, shall be final.

(b) Any permittee whose fireworks sales permit has been revoked shall be barred from receiving a future fireworks sales permit under this Article or under any subsequent ordinance establishing a fireworks sales permit for up to three years from the date of the revocation.

Section 8-47. Seizure of fireworks.

The Fire Chief or Police Chief may seize, take, remove or cause to be removed, at the expense of the holder of a fireworks sales permit or licensed fireworks wholesaler, all stock of fireworks offered or exposed for sale, stored or held in violation of this Article when such violation creates an imminent danger and a grave threat to public health or safety. The official removing such fireworks shall provide written notice to the owner thereof, and an opportunity within two business days to be heard by the Fire Chief with respect to such seizure.

In the event the violation does not pose imminent danger and a grave threat, the Fire Chief or Police Chief shall provide written notice and an opportunity to be heard prior to any seizure.

Section 8-48. Public education.

Each fireworks wholesaler supplying one or more permittees under this article shall annually submit a public education plan to the Fire Chief no later than 5:00 p.m. on June 1. Said public education plan shall outline the public safety and education efforts for that year that have been initiated, supported and/or delivered, by each fireworks wholesaler within the City.

Section 8-49. Administrative regulations.

The Fire Chief is authorized to promulgate administrative regulations and procedures necessary for the successful and effective implementation of this Article including, but not limited to, rules and procedures governing the submission and random selection of applications to sell safe and sane fireworks and rules and procedures governing situations where two or more fireworks sales permit recipients propose to establish fireworks stands within three hundred feet of each other, in violation of section 8-44(f) of this Article.

Section 8-50. Violation unlawful—Administrative citations.

(a) It is unlawful, and a misdemeanor, to violate any provision of this chapter, provided, however, that a violation of this chapter may, at the discretion of the Police Chief, Fire Chief or prosecuting attorney, be charged and prosecuted as an infraction.

(b) In addition to any other enforcement mechanism prescribed by law, this chapter may be enforced by the issuance of administrative citations pursuant to the Imperial Municipal Code.

Section 8-51. Conflict with Imperial Municipal Code.

In the event that any provision of this chapter conflicts with any provision of the Imperial Municipal Code, the provisions of this Article shall prevail.

Section 8-52. Severability.

If any section, subsection, paragraph, sentence, clause or phrase of this chapter for any reason shall be held to be invalid or unconstitutional, the decision shall not affect the remaining portions of the Article. The Council of the City of Imperial hereby declares that it would have passed this chapter and each article, section, subsection, paragraph, sentence, clause or phrase which is a part thereof, irrespective of the fact that any one or more articles, sections, subsections, paragraphs, sentences, clauses or phrases are declared to be invalid or unconstitutional.

SECTION 3: Section 12-~~49~~(b) of Article I of Chapter 12 of the Imperial Municipal Code is hereby amended to include Safe and Sane Fireworks Sales

SECTION 4: Effective Date. This ordinance shall take effect and shall be in force thirty (30) days after the date of adoption, and prior to the expiration of fifteen (15) days from the passage thereof, shall be published at least once in a newspaper of general circulation printed and published in the County of Imperial, together with the names of the members of the City Council voting for and against the same.

PASSED, ADOPTED AND APPROVED by the City Council of the City of Imperial, this 4th day of April, 2018

_____

Mayor of the City of Imperial

ATTEST:

by_____

City Clerk

MINUTES

CITY COUNCIL
CITY OF IMPERIAL
FEBRUARY 21, 2018

A. CITY COUNCIL CONVENED TO OPEN SESSION

COUNCIL MEMBERS PRESENT:	**AMPARANO, PECHTL, SAMPSON, AND DALE**
COUNCIL MEMBERS ABSENT:	**TUCKER**
OTHER OFFICIALS PRESENT:	**CITY ATTORNEY MORITA, CITY MANAGER CHATWIN, PUBLIC SERVICES DIRECTOR LOPER, FIRE CHIEF ESTRADA, COMMUNITY SERVICES DIRECTOR HALLER, HUMAN RESOURCES DIRECTOR GADDIS, FINANCE DIRECTOR GUTIERREZ, COMMUNITY DEVELOPMENT DIRECTOR MORA, CITY CLERK JACKSON, AND POLICE CAPTAIN LUNA,**

MAYOR DALE called the meeting to order at 7:05 PM and the Pledge of Allegiance was led by MR. JACKIE LOPER

ADJUSTMENTS TO THIS AGENDA:

It was requested by staff to table item D-5.

ANNOUNCEMENT OF ACTION TAKEN IN CLOSED SESSION:

There was no reportable action taken.

B. PUBLIC APPEARANCES:

MR. ROBINSON, Imperial resident addressed council in regards to law enforcement in Imperial. He would like to see more law enforcement at local schools in light of recent threat at the high school. He would like to see more officers hired overall.

MR. GASTELUM, Imperial resident also addressed the need for more officers and inquired about a Neighborhood Watch program in his neighborhood. Staff informed him that he could attend the Neighborhood Watch meeting at TL Waggoner Elementary School to obtain information about the program in that area.

MR. METELSKI, Imperial resident questioned council on the Cambria Park project and the EB 5 Visa program for the unfinished hotel project. Staff provided updates for both.

C. CONSENT AGENDA:

C-1. Approval of claims/warrants report.
C-2. Approval of Treasurers' Report for the month of January 2018.
C-3. Approval of Minutes for Regular Meetings of December 20, 2017 and January 3, 2018.

Motion by SAMPSON, seconded by AMPARANO to approve the Consent Agenda as presented.
AYES: AMPARANO, PECHTL, SAMPSON, AND DALE

NOES: NONE
ABSTAIN: NONE
ABSENT: TUCKER MOTION CARRIED 4-0

D. NEW BUSINESS:

D-1. SUBJECT: WATER TREATMENT PLANT – GAC TREATMENT SYSTEM – BID NO. 2018-01

1. AWARD OF BID TO PYRAMID BUILDING & ENGINEERING, INC., IN THE AMOUNT OF $1,374,500.

Motion by AMPARANO, seconded by PECHTL to award the bid to Pyramid Building & Engineering, Inc. for the installation of the GAC Treatment System.
AYES: AMPARANO, PECHTL, SAMPSON, AND DALE
NOES: NONE
ABSTAIN: NONE
ABSENT: TUCKER MOTION CARRIED 4-0

D-2. SUBJECT: IMPERIAL POLICE DEPARTMENT - POLICE SERGEANT POSITION

1. APPROVAL OF REVISED JOB DESCRIPTION FOR POSITION OF POLICE SERGEANT.

Motion by AMPARANO, seconded by SAMPSON to approve the job description for Police Sergeant.
AYES: AMPARANO, PECHTL, SAMPSON, AND DALE
NOES: NONE
ABSTAIN: NONE
ABSENT: TUCKER MOTION CARRIED 4-0

D-3. SUBJECT: IMPERIAL POLICE DEPARTMENT – RECLASSIFICATION OF POLICE OFFICER II TO POLICE CORPORAL POSITION

1. APPROVAL OF REVISED JOB DESCRIPTION FOR POSITION OF CORPORAL
2. APPROVE SALARY RANGE 74 OF IPOA SALARY SCHEDULE FOR CORPORAL POSITION
3. APPROVE RECLASSIFICATION OF POLICE OFFICER II TO CORPORAL.

Motion by PECHTL, seconded by AMPARANO to approve the revised job description for Corporal, approve salary range of 74 and approve reclassification of police officer II to Corporal.
AYES: AMPARANO, PECHTL, SAMPSON, AND DALE
NOES: NONE
ABSTAIN: NONE
ABSENT: TUCKER MOTION CARRIED 4-0

D-4. SUBJECT: HIGH INTENSITY DRUG TRAFFICKING AREA (HIDTA) MEMORANDUM OF UNDERSTANDING (MOU)

1. APPROVE AMENDMENT NO. 1 TO HIDTA MOU.

Motion by PECHTL, seconded by AMPARANO to approve amendment No. 1 to HIDTA MOU.
AYES: AMPARANO, PECHTL, SAMPSON, AND DALE
NOES: NONE
ABSTAIN: NONE
ABSENT: TUCKER MOTION CARRIED 4-0

D-5. SUBJECT: COMMANDER, NAVY REGION SOUTHWEST (CNRSW) MEMORANDUM OF UNDERSTANDING (MOU)

1. APPROVE MOU BETWEEN COMMANDER, NAVY REGION SOUTHWEST AND IMPERIAL POLICE DEPARTMENT FOR LAW ENFORCEMENT SUPPORT.

Item tabled at this time.

D-6. SUBJECT: ALLOCATION OF FISCAL YEAR 2014-2015, FISCAL YEAR 2015-2016, AND FISCAL YEAR 2016-2017 CITIZENS OPTION FOR PUBLIC SAFETY (COPS) FUNDING.

1. APPROVE RESOLUTION NO. 2018-02, ACCEPTANCE OF STATE COPS PROGRAM FUNDING FOR FISCAL YEAR 2014-2015

Motion by AMPARANO, seconded by SAMPSON to approve Resolution No. 2018-02.
AYES: AMPARANO, PECHTL, SAMPSON, AND DALE
NOES: NONE
ABSTAIN: NONE
ABSENT: TUCKER MOTION CARRIED 4-0

2. APPROVE RESOLUTION NO. 2018-03, ACCEPTANCE OF STATE COPS PROGRAM FUNDING FOR FISCAL YEAR 2015-2016

Motion by SAMPSON, seconded by AMPARANO to approve Resolution No. 2018-03.
AYES: AMPARANO, PECHTL, SAMPSON, AND DALE
NOES: NONE
ABSTAIN; NONE
ABSENT: TUCKER MOTION CARRIED 4-0

3. APPROVE RESOLUTION NO. 2018-04, ACCEPTANCE OF STATE COPS PROGRAM FUNDING FOR FISCAL YEAR 2016-2017.

Motion by PECHTL, seconded by SAMPSON to approve Resolution No. 2018-04.
AYES: AMPARANO, PECHTL, SAMPSON, AND DALE
NOES: NONE
ABSTAIN: NONE
ABSENT: TUCKER MOTION CARRIED 4-0

E. REPORTS:

E-1. SUBJECT: MAYOR AND COUNCIL MEMBER REPORTS.

AMPARANO reported on attending El Centro State of City and Brawley State of City events, will attend the Chamber of Commerce Winter Wonderland on February 25th and looking forward to Mayor DALE's State of the City on March 17th.

PECHTL commented on coyote at the edge of town and inquired as to what can be done about them, reported on attending the ribbon cutting for Odds and Ends and looking forward to the tri-tip cook off.

DALE reported that he attended the League of California Cities meeting recently held in El Centro.

E-2. SUBJECT: DEPARTMENT HEAD AND STAFF REPORTS

HALLER informed all that there are 16 teams registered to compete in the Tri-tip cook-off and over 100 venders to be on hand as well. In addition provided an update on the repairs to the wall at Sky Ranch subdivision

NAF El Centro, PAO HAUGH invited everyone to attend the Blue Angles Air Show on March 10th and the Food Fest on March 9th.

E-3. <u>SUBJECT:</u> CITY MANAGER REPORT.

None.

CITY COUNCIL MEETING ADJOURNED AT 8:02 P.M. UNTIL THE NEXT REGULARLY SCHEDULED MEETING, WEDNESDAY, MARCH 7, 2018 AT 7:00 P.M.

MINUTES
SPECIAL MEETING
CITY COUNCIL
FEBRUARY 21, 2018
CLOSED SESSION

A. CITY COUNCIL CONVENED TO CLOSED SESSION AT 6:30 P.M

COUNCIL MEMBERS PRESENT: AMPARANO, PECHTL, SAMPSON, AND DALE

OTHERS PRESENT: CITY ATTORNEY MORITA, CITY MANAGER CHATWIN AND POLICE CHIEF BARRA

A-1. SUBJECT: CONFERENCE WITH LEGAL COUNSEL – ANTICIPATED LITIGATION

Significant exposure to litigation pursuant to paragraph (2) or (3) of subdivision (d) of Government Code Section 54956.9 (One potential case)

ADJOURNED CLOSED SESSION AND CONVENED IN OPEN SESSION

MINUTES
CITY COUNCIL
CITY OF IMPERIAL
MARCH 7, 2018

DUE TO THE LACK OF A QUORUM, THE CITY COUNCIL MEETING WAS ADJOURNED TO WEDNESDAY, MARCH 21, 2017 AT 7:00 PM

The following items are to appear on the next agenda:

A. CITY COUNCIL CONVENES TO CLOSED SESSION AT 6:30 P.M

A-1. SUBJECT: CONFERENCE WITH LEGAL COUNSEL – ANTICIPATED LITIGATION

Significant exposure to litigation pursuant to paragraph (2) or (3) of subdivision (d) of Government Code Section 54956.9 (One potential case)

B. CITY COUNCIL CONVENES TO OPEN SESSION AT 7:00 PM

ROLL CALL
PLEDGE OF ALLEGIANCE
ADJUSTMENTS TO THIS AGENDA
ANNOUNCEMENT OF ACTION TAKEN IN CLOSED SESSION

C. PUBLIC APPEARANCES:

D. CONSENT AGENDA:
D-1. Approval of claims/warrants report.
D-2. Approval of Minutes for Regular Meetings of January 17, 2018 and February 7. 2018.

E. PUBLIC HEARING:

E-1. SUBJECT: PUBLIC HEARING/DISCUSSION/ACTION: VICTORIA RANCH UNIT 6A – ZONE CHANGE, GENERAL PLAN AMENDMENT FROM RA (RESIDENTIAL APARTMENTS) TO A PLANNED UNIT DEVELOPMENT (PUD) FOR 113 SINGLE FAMILY HOMES, TENTATIVE TRACT MAP AND NEGATIVE DECLARATION.

1. INTRODUCTION/IST READING BY TITLE ONLY OF ORDINANCE NO. 798, APPROVING THE ZONE CHANGE FROM RA (RESIDENTIAL APARTMENT) TO P.U.D. (PLANNED UNIT DEVELOPMENT).

2. ADOPT RESOLUTION NO. 2018-05, CERTIFYING A NEGATIVE DECLARATION AND APPROVING THE VICTORIA RANCH SUBDIVISION UNIT 6A PLANNED UNIT DEVELOPMENT TENTATIVE TRACT MAP AND SPECIFIC PLAN AMENDMENT

F. NEW BUSINESS: (DISCUSSION/ACTION – APPROVE-DISAPPROVE)

F-1. SUBJECT: DISCUSSION/ACTION: SUNRUNNERS CAR CLUB CRUISE NIGHT AND 34TH ANNUAL CARNE ASADA RUN

1. AUTHORIZE THE SUNRUNNERS CAR CLUB TO HOST THE FRIDAY NIGHT CRUISE IN DOWNTOWN IMPERIAL ON MARCH 16, 2018 AND THE "CARNE ASADA RUN" CAR SHOW & SHINE AT EAGER PARK ON MARCH 17, 2018.

F-2. SUBJECT: DISCUSSION/ACTION: IMPERIAL POLICE DEPARTMENT - POLICE SERVICE OFFICER I/II/III.

1. APPROVAL OF POLICE SERVICE OFFICER I/II/III JOB DESCRIPTION.

2. APPROVE POLICE SERVICE OFFICER II POSITION AT SALARY RANGE 62.

F-3. SUBJECT: DISCUSSION/ACTION: ORDINANCE RELATED TO THE SALES AND DISCHARGE OF FIREWORKS IN THE CITY OF IMPERIAL

1. INTRODUCTION/1ST READING BY TITLE ONLY OF ORDINANCE NO. 799, AMENDING CHAPTERS 8 AND 12 OF THE IMPERIAL MUNICIPAL CODE TO ALLOW FOR SALES AND DISCHARGE OF SAFE AND SANE FIREWORKS DURING SPECIFIED PERIODS OF TIME.

2. DIRECT STAFF TO PREPARE A SUMMARY OF ORDINANCE FOR PUBLICATION PURPOSES.

G. REPORTS:

G-1. SUBJECT: MAYOR AND COUNCIL MEMBER REPORTS.
G-2. SUBJECT: DEPARTMENT HEAD AND STAFF REPORTS
G-3. SUBJECT: CITY MANAGER REPORT.

ADJOURN CITY COUNCIL MEETING

Agenda Item No. 15-1

DATE SUBMITTED	03/28/2018	COUNCIL ACTION	(x)
SUBMITTED BY	COMMUNITY DEVELOPMENT DIRECTOR MORA	PUBLIC HEARING REQUIRED	( )
		RESOLUTION	( )
		ORDINANCE 1ST READING	( )
DATE ACTION REQUIRED	04/04/2018	ORDINANCE 2ND READING	( )
		CITY CLERK'S INITIALS	WJ

IMPERIAL CITY COUNCIL
AGENDA ITEM

SUBJECT: DISCUSSION/ACTION:

CDBG STREET AND SIDEWALK IMPROVEMENT PROJECT 15-CDBG-10577

1. Award of contract to Pyramid Construction & Aggregates, Inc. in the amount of **$976,642.35** (nine hundred seventy six thousand, six hundred forty two dollars and thirty five cents) for the construction services related to the CDBG Street Improvement Project on 'F' and 'G' Streets from Barioni Blvd. to 15th Street.

   City of Imperial BID NO. 2018-02

DEPARTMENT INVOLVED: COMMUNITY DEVELOPMENT

BACKGROUND/SUMMARY:

The City was able to secure a CDBG grant for street and sidewalk improvements in the amount of $1,395,349. Staff released RFPs published in the Imperial Valley Press and our City website starting on February 18, 2018 to solicit Proposals from contractors to complete the construction work as specified in the improvement plans for the project. Bid openings were held March 16, 2018. Project is scheduled to be completed by July 2018. The following three (3) companies submitted proposals to complete the construction as Prime Contractor (see attached proposal bid sheets for each):

1. LC Paving – $950,083.00
2. Pyramid Construction & Aggregates, Inc. – $976,642.35
3. Granite Construction – $1,062,336.00

Although LC Paving was the lowest bidder, they are considered non-responsive due to not including the $30,000 as a line item for permit fees, additional work, furnishings, and equipment as stated in Addendum #4 of the bid document, as well as not including Addendums 1, 2, and 4, thus making their bid proposal package incomplete. Due to the above, the next lowest bid is Pyramid Construction & Aggregates, Inc.

FISCAL IMPACT: $976,642.35 from $1,395,349 California Development Block Grant (CDBG)	ADMIN SERVICES SIGN INITIALS
STAFF RECOMMENDATION: Staff recommends City Council award of contract as follows: ***Pyramid Construction & Aggregates, Inc. for $976,642.35***	DEPT. INITIALS OM
MANAGER'S RECOMMENDATION:	CITY MANAGER's INITIALS

MOTION:

SECONDED:	APPROVED	( )	REJECTED	( )
AYES:	DISAPPROVED	( )	DEFERRED	( )
NAYES:				
ABSENT:	REFERRED TO:			

CITY OF IMPERIAL
PROPOSAL BID SHEET (BID NO. 2018-02) Page 1 of 3
FOR
CITY OF IMPERIAL CDBG STREET AND SIDEWALK IMPROVEMENTS 15-CDBG-10577 'F' AND 'G' STREETS FROM BARIONI BLVD. TO 15TH STREET
Funded by: The State of California
Community Development Block Grant (CDBG) Program

BID NO. 2018-02

Item No.	Description	Units	Estimate Quantity	Unit Price	Amount
1.	Mobilization / Bonds / Insurances	LS	1	$ 25,000.00	$ 25,000.00
2.	Preparation/Implementation Traffic Control Plan	LS	1	$ 10,000.00	$ 10,000.00
3.	Water Pollution Control	LS	1	$ 2,000.00	$ 2,000.00
4.	Remove and dispose Existing PCC Curb & Gutter	LF	960	$ 9.00	$ 8,640.00
5.	Remove and dispose PCC Apron Text	SF	1,404	$ 9.00	$ 12,636.00
6.	Remove and dispose Existing PCC Sidewalk	SF	31,144	$ 5.00	$ 155,720.00
7.	Remove and dispose Existing PCC ADA Ramp	EA	48	$ 1,000.00	$ 48,000.00
8.	Remove/Trim Interfering Shrubs and Trees at City R/W	LS	1	$ 2500.00	$ 2,500.00
9.	Install New 6" PCC Curb & Gutter (City. Std. No. 21)	LF	1,040	$ 52.00	$ 54,080.00
10.	Install New 6" PCC Spandrel (City. Std. No. 27)	SF	1,404	16.00	22,464.00
11.	Install New PCC 4.5' wide Sidewalk (City. Std. No. 25)	SF	29,450	$ 8.00	$ 235,600.00
12.	Install New 5" PCC ADA Ramp (City Std. No. 23-A, 23-B, 23-C and Modified-23)	LS	52	$ 5400.00	$ 280,800.00
13.	Install 3" Min. Asphalt Hot Mix Patch	SF	5,620	4.00	22,480.00
14.	Install New Driveway Approach Back Portion (Only) (City. Std. No. 22)	SF	5,619	$ 9.00	$ 50,571.00
15.	Install New PCC Ramp-Sidewalk Taper (City Std. No. 25-A)	SF	216	$ 12.00	$ 2,592.00
16.	Adjust Electrical Box / Covers	EA	10	$ 500.00	$ 5,000.00
17.	Adjust Water Meter Box / Covers	EA	10	$ 500.00	$ 5,000.00
18.	Geotechnical Quality Control & Material Testing Services	LS	1	$ 7,000.00	$ 7000.00
	TOTAL BID PROPOSAL			$	$ 950,083.00

CITY OF IMPERIAL

PROPOSAL BID SHEET (BID NO. 2018-02) Page 2 of 3

FOR

CITY OF IMPERIAL CDBG STREET AND SIDEWALK IMPROVEMENTS 15-CDBG-10577 'F' AND 'G' STREETS FROM BARIONI BLVD. TO 15TH STREET

BID NO. 2018-02

NOTE 1: ***THE ESTIMATED QUANTITIES INDICATED ABOVE ARE APPROXIMATE. THE ENGINEER WILL NOT ASSUME RESPONSIBILITY FOR THE QUANTITIES ILLUSTRATED IN THE PROJECT LEGAL DOCUMENTS. IT IS THE RESPONSIBILITY OF THE CONTRACTOR TO ESTABLISH THE QUANTITIES FOR THE FULL EXTENT OF THE PROJECT AS DEPICTED ON THE CONSTRUCTION SET OF PLANS.***

NOTE 2: THE LOWEST RESPONSIVE BID WILL BE BASED ON THE LOWEST TOTAL BID PROPOSAL.

TOTAL AMOUNT OF BID PROPOSAL (NUMBERS) $950,083.00

TOTAL AMOUNT OF BID PROPOSAL (WORDS)

NINE HUNDRED FIFTY THOUSAND EIGHT THREE DOLLARS AND ZERO CENTS

Note: The estimated quantities listed in the Proposal Bid Sheet(s) are supplied to give an indication of the general scope of the work, but the accuracy of these figures is not guaranteed and the bidder shall make his own estimates from the drawings. In case of a variation between the unit price and the totals shown by the bidder, the unit price will be considered to be the bid.

L.C. PAVING & SEALING, INC. 760-752-1743

Bidder's Name and Telephone Number

BID PROPOSAL

IN WITNESS WHEREOF, BIDDER executes and submits this bid proposal with the names, titles, hands, and seals of all forenamed principals this 8TH day of MARCH, 2018.

Bidder: L.C. PAVING & SEALING, INC.

By: _____

Title: JOSE A. SALINAS

See attached

Subscribed and sworn to this _____ day of _____, 2018.

NOTARY PUBLIC_____

AGENCY acknowledges this proposal was received and opened at the time and in the place specified, and that it was accompanied by the required guarantee in the amount of ten percent (10%) of the total bid.

By:_____

Title:_____

CITY OF IMPERIAL
PROPOSAL BID SHEET (BID NO. 2018-02) Page 1 of 3
FOR
CITY OF IMPERIAL CDBG STREET AND SIDEWALK IMPROVEMENTS 15-CDBG-10577 'F' AND 'G' STREETS FROM BARIONI BLVD. TO 15TH STREET
Funded by: The State of California
Community Development Block Grant (CDBG) Program

BID NO. 2018-02

Item No.	Description	Units	Estimate Quantity	Unit Price	Amount
1.	Mobilization / Bonds / Insurances	LS	1	$ 16,197.20	$ 16,197.20
2.	Preparation/Implementation Traffic Control Plan	LS	1	$ 25,000.00	$ 25,000.00
3.	Water Pollution Control	LS	1	$ 12,000.00	$ 12,000.00
4.	Remove and dispose Existing PCC Curb & Gutter	LF	960	$ 6.20	$ 5,952.00
5.	Remove and dispose PCC Apron	SF	1,404	$ 3.20	$ 4,492.80
6.	Remove and dispose Existing PCC Sidewalk	SF	31,144	$ 1.75	$ 54,502.00
7.	Remove and dispose Existing PCC ADA Ramp	EA	48	$ 342.50	$ 16,440.00
8.	Remove/Trim Interfering Shrubs and Trees at City R/W	LS	1	$ 11,500.00	$ 11,500.00
9.	Install New 6" PCC Curb & Gutter (City. Std. No. 21)	LF	1,040	$ 71.90	$ 74,776.00
10.	Install New 6" PCC Spandrel (City. Std. No. 27)	SF	1,404	$ 21.90	$ 30,747.60
11.	Install New PCC 4.5' wide Sidewalk (City. Std. No. 25)	SF	29,450	$ 12.00	$ 353,400.00
12.	Install New 5" PCC ADA Ramp (City Std. No. 23-A, 23-B, 23-C and Modified-23)	LS	52	$ 2,630.00	$ 136,760.00
13.	Install 3" Min. Asphalt Hot Mix Patch	SF	5,620	$ 14.50	$ 81,490.00
14.	Install New Driveway Approach Back Portion (Only) (City. Std. No. 22)	SF	5,619	$ 29.60	$ 166,322.40
15.	Install New PCC Ramp-Sidewalk Taper (City Std. No. 25-A)	SF	216	$ 18.50	$ 3996.00
16.	Adjust Electrical Box / Covers	EA	10	$ 138.00	$ 1,380.00
17.	Adjust Water Meter Box / Covers	EA	10	$ 138.00	$ 1,380.00
18.	Geotechnical Quality Control & Material Testing Services	LS	1	$ 36,000.00	$ 36,000.00
19.	Permit Fees / Additional Work	LS	1	$ 30,000.00	$ 30,000.00
	TOTAL BID PROPOSAL			$	$

$ 1,062,336.00

CITY OF IMPERIAL

PROPOSAL BID SHEET (BID NO. 2018-02) Page 2 of 3

FOR

CITY OF IMPERIAL CDBG STREET AND SIDEWALK IMPROVEMENTS 15-CDBG-10577 'F' AND 'G' STREETS FROM BARIONI BLVD. TO 15TH STREET

BID NO. 2018-02

NOTE 1: ***THE ESTIMATED QUANTITIES INDICATED ABOVE ARE APPROXIMATE. THE ENGINEER WILL NOT ASSUME RESPONSIBILITY FOR THE QUANTITIES ILLUSTRATED IN THE PROJECT LEGAL DOCUMENTS. IT IS THE RESPONSIBILITY OF THE CONTRACTOR TO ESTABLISH THE QUANTITIES FOR THE FULL EXTENT OF THE PROJECT AS DEPICTED ON THE CONSTRUCTION SET OF PLANS.***

NOTE 2: ***THE LOWEST RESPONSIVE BID WILL BE BASED ON THE LOWEST TOTAL BID PROPOSAL.***

TOTAL AMOUNT OF BID PROPOSAL (NUMBERS) $1,062,336.00

TOTAL AMOUNT OF BID PROPOSAL (WORDS) $ One Million, Sixty Two Thousand, Three Hundred Thirty Six Dollars and zero cents.

Note: The estimated quantities listed in the Proposal Bid Sheet(s) are supplied to give an indication of the general scope of the work, but the accuracy of these figures is not guaranteed and the bidder shall make his own estimates from the drawings. In case of a variation between the unit price and the totals shown by the bidder, the unit price will be considered to be the bid.

Granite Construction Company (760) 337-3030

Bidder's Name and Telephone Number

BID PROPOSAL

IN WITNESS WHEREOF, BIDDER executes and submits this bid proposal with the names, titles, hands, and seals of all forenamed principals this 16 day of March, 2018.

Bidder: Granite Constructon Company

By: Jeff J. Mercer

Jeff J. Mercer

Title: Regional Construction Manager

Subscribed and sworn to this 16th **day of** March**, 2018.**

NOTARY PUBLIC Carolyn Maness

CAROLYN MANESS
Notary Public – California
Imperial County
Commission # 2218472
My Comm. Expires Nov 12, 2021

AGENCY acknowledges this proposal was received and opened at the time and in the place specified, and that it was accompanied by the required guarantee in the amount of ten percent (10%) of the total bid.

By:_____

Title:_____

CITY OF IMPERIAL
PROPOSAL BID SHEET (BID NO. 2018-02) Page 1 of 3
FOR
CITY OF IMPERIAL CDBG STREET AND SIDEWALK IMPROVEMENTS 15-CDBG-10577 'F' AND 'G' STREETS FROM BARIONI BLVD. TO 15TH STREET
Funded by: The State of California
Community Development Block Grant (CDBG) Program

BID NO. 2018-02

Item No.	Description	Units	Estimate Quantity	Unit Price	Amount
1.	Mobilization / Bonds / Insurances	LS	1	$ 22,530	$ 22,530
2.	Preparation/Implementation Traffic Control Plan	LS	1	$ 9,180	$ 9,180
3.	Water Pollution Control	LS	1	$ 10,200	$ 10,200
4.	Remove and dispose Existing PCC Curb & Gutter	LF	960	$ 24.17	$ 23,203.20
5.	Remove and dispose PCC Apron	SF	1,404	$ 16.17	$ 22,702.68
6.	Remove and dispose Existing PCC Sidewalk	SF	31,144	$ 3.10	$ 96,546.40
7.	Remove and dispose Existing PCC ADA Ramp	EA	48	$ 1,122	$ 53,856
8.	Remove/Trim Interfering Shrubs and Trees at City R/W	LS	1	$ 5,100	$ 5,100
9.	Install New 6" PCC Curb & Gutter (City. Std. No. 21)	LF	1,040	$ 44.82	$ 46,612.80
10.	Install New 6" PCC Spandrel (City. Std. No. 27)	SF	1,404	$ 23.19	$ 32,558.76
11.	Install New PCC 4.5' wide Sidewalk (City. Std. No. 25)	SF	29,450	$ 10.61	$ 312,464.50
12.	Install New 5" PCC ADA Ramp (City Std. No. 23-A, 23-B, 23-C and Modified-23)	LS	52	$ 2,332	$ 121,264
13.	Install 3" Min. Asphalt Hot Mix Patch	SF	5,620	$ 6	$ 33,720
14.	Install New Driveway Approach Back Portion (Only) (City. Std. No. 22)	SF	5,619	$ 17.03	$ 95,691.57
15.	Install New PCC Ramp-Sidewalk Taper (City Std. No. 25-A)	SF	216	$ 16.84	$ 3,637.44
16.	Adjust Electrical Box / Covers	EA	10	$ 816	$ 8,160
17.	Adjust Water Meter Box / Covers	EA	10	$ 816	$ 8,160
18.	Geotechnical Quality Control & Material Testing Services	LS	1	$ 41,055	$ 41,055
19.	Allowance	LS	1	$ 30,000	$ 30,000
	TOTAL BID PROPOSAL			$	$ 976,642.35

CITY OF IMPERIAL

PROPOSAL BID SHEET (BID NO. 2018-02) Page 2 of 3

FOR

CITY OF IMPERIAL CDBG STREET AND SIDEWALK IMPROVEMENTS 15-CDBG-10577 'F' AND 'G' STREETS FROM BARIONI BLVD. TO 15TH STREET

BID NO. 2018-02

NOTE 1: ***THE ESTIMATED QUANTITIES INDICATED ABOVE ARE APPROXIMATE. THE ENGINEER WILL NOT ASSUME RESPONSIBILITY FOR THE QUANTITIES ILLUSTRATED IN THE PROJECT LEGAL DOCUMENTS. IT IS THE RESPONSIBILITY OF THE CONTRACTOR TO ESTABLISH THE QUANTITIES FOR THE FULL EXTENT OF THE PROJECT AS DEPICTED ON THE CONSTRUCTION SET OF PLANS.***

NOTE 2: THE LOWEST RESPONSIVE BID WILL BE BASED ON THE LOWEST TOTAL BID PROPOSAL.

TOTAL AMOUNT OF BID PROPOSAL (NUMBERS) $976,642.35

TOTAL AMOUNT OF BID PROPOSAL (WORDS)

Nine hundred seventy six thousand six hundred forty two dollars and thirty five cents

Note: The estimated quantities listed in the Proposal Bid Sheet(s) are supplied to give an indication of the general scope of the work, but the accuracy of these figures is not guaranteed and the bidder shall make his own estimates from the drawings. In case of a variation between the unit price and the totals shown by the bidder, the unit price will be considered to be the bid.

Ryan Dickerson 760-337-5839

Bidder's Name and Telephone Number

BID PROPOSAL

IN WITNESS WHEREOF, BIDDER executes and submits this bid proposal with the names, titles, hands, and seals of all forenamed principals this 9th day of March, 2018.

Bidder: Ryan Dickerson

By: Ryan Dickerson

Title: Project Manager

Subscribed and sworn to this 7 day of March, 2018.

NOTARY PUBLIC *See attached jurat

AGENCY acknowledges this proposal was received and opened at the time and in the place specified, and that it was accompanied by the required guarantee in the amount of ten percent (10%) of the total bid.

By:

Title:

Agenda Item No. E-2

DATE SUBMITTED	3/28/2018	COUNCIL ACTION	(X)
SUBMITTED BY	COMMUNITY DEVELOPMENT DIRECTOR MORA	PUBLIC HEARING REQUIRED	( )
		RESOLUTION	( )
DATE ACTION REQUIRED	4/4/2018	ORDINANCE 1ST READING	( )
		ORDINANCE 2ND READING	( )
		CITY CLERK'S INITIALS	

IMPERIAL CITY COUNCIL
AGENDA ITEM

SUBJECT: DISCUSSION/ACTION:

IMPERIAL TRANSIT PARK, FEDERAL AID PROJECT CA 04-244

1. AUTHORIZATION TO SEEK BIDS

DEPARTMENT INVOLVED: COMMUNITY DEVELOPMENT DEPARTMENT

BACKGROUND/SUMMARY:

In 2012, the City applied for a Department of Transportation Federal Transit Administration (FTA) grant to design and construct a Transit Park. The Imperial County Transportation Commission (ICTC) has entered into an MOU with the City of Imperial to assist with the delivery of this project. The Transit Park is a transfer station that will provide access for pedestrians and bicyclist to travel to regional and local bus stations.

The location of the Transit Park is on a vacant lot on Barioni Boulevard between 'L' and 'M' Streets. The lot was purchased in early September 2014. The project is anticipated to be completed by December 2018. See the attached proposed project timeline and cost estimate spreadsheet, along with the Imperial Transit Park Plans.

We are requesting authorization to seek bids for the transit park.

FISCAL IMPACT: $186,250,000.00 from the Public Transportation Modernization Improvement, and Service Enhancement Account Program (PTMISEA), $747,000.00 from FTA, $259,411.00 LTA MES 'D', and $33,246.00 Park Impact Fees, for a total of $1,225,907.00	ADMIN SERVICES SIGN INITIALS
STAFF RECOMMENDATION: Authorization to seek bids.	DEPT. INITIALS OM
MANAGER'S RECOMMENDATION:	CITY MANAGER's INITIALS

MOTION:

SECONDED:	APPROVED ( )	REJECTED ( )
AYES:	DISAPPROVED ( )	DEFERRED ( )
NAYES:		
ABSENT:	REFERRED TO:	

IMPERIAL TRANSIT PARK

AT BARIONI BLVD. BETWEEN L ST. TO M ST.

IN THE CITY OF IMPERIAL, COUNTY OF IMPERIAL, STATE OF CALIFORNIA

GENERAL NOTES:

1. CITY ENCROACHMENT PERMIT CONDITIONS AND PROVISIONS SHALL TAKE PRECEDENCE OVER THE APPROVED PLANS AND SPECIFICATIONS FOR ANY CONFLICTS

2. THE STRUCTURAL SECTION SHALL BE IN ACCORDANCE WITH CITY OF IMPERIAL STANDARDS (OR CALTRANS IF IN STATE RIGHT OF WAY) AND AS APPROVED BY THE DEVELOPMENT SERVICES DEPARTMENT DIRECTOR (OR CALTRANS).

3. APPROVAL OF THESE IMPROVEMENT PLANS AS SHOWN DOES NOT CONSTITUTE APPROVAL OF ANY CONSTRUCTION OUTSIDE THE PROJECT BOUNDARY.

4. ALL UNDERGROUND: UTILITIES WITHIN THE STREET RIGHT-OF-WAY SHALL BE CONSTRUCTED, CONNECTED AND TESTED PRIOR TO CONSTRUCTION OF BERM, CURB, CROSS-GUTTER AND PAVING

5. THE EXISTENCE AND LOCATION OF EXISTING UNDERGROUND FACILITIES SHOWN ON THESE PLANS WERE OBTAINED BY A SEARCH OF THE AVAILABLE RECORDS. TO THE BEST OF OUR KNOWLEDGE, THERE ARE NO OTHER EXISTING FACILITIES EXCEPT AS SHOWN ON THESE PLANS. HOWEVER, THE CONTRACTOR IS REQUIRED TO TAKE PRECAUTIONARY MEASURES TO PROTECT ANY EXISTING FACILITY SHOWN HEREON AND ANY OTHER WHICH IS NOT OF RECORD OR NOT SHOWN ON THESE PLANS.

6. LOCATION AND ELEVATION OF IMPROVEMENTS TO BE MET BY WORK TO BE DONE SHALL BE CONFIRMED BY FIELD MEASUREMENTS PRIOR TO CONSTRUCTION OF NEW WORK. CONTRACTOR WILL MAKE EXPLORATORY EXCAVATIONS AND LOCATE EXISTING UNDERGROUND FACILITIES SUFFICIENTLY AHEAD OF CONSTRUCTION TO PERMIT REVISIONS TO PLANS IF REVISIONS ARE NECESSARY BECAUSE OF ACTUAL LOCATION OF EXISTING FACILITIES.

7. UTILITIES COORDINATION: NO LESS THAN 2 WORKING DAYS PRIOR TO ANY EXCAVATION OR TRENCHING, EACH CONTRACTOR DOING SUCH WORK SHALL CONTACT THE FOLLOWING AGENCIES DO THAT EXISTING UNDERGROUND UTILITIES MAY BE LOCATED. THE AGENCY MAY REQUIRE AN INSPECTOR TO BE PRESENT.

1. CITY OF IMPERIAL PUBLIC WORKS DEPT.	(760) 355-1152
2. IMPERIAL IRRIGATION DISTRICT (POWER)	(760) 339-9280
3. IMPERIAL IRRIGATION DISTRICT (WATER)	(760) 339-9263
4. PACIFIC BELL	(800) 442-4133
5. THE GAS CO.	(800) 422-4133/(800) 227-2600
6. CABLE COMPANY	TO BE DETERMINED

EXISTING UNDERGROUND UTILITIES: BEFORE ENGRAVING FOR THIS CONTRACT, VERIFY LOCATION OF UNDERGROUND UTILITIES. THE EXISTENCE AND LOCATION OF ANY UNDERGROUND UTILITY PIPES OR STRUCTURES SHOWN ON THESE PLANS HAS BEEN OBTAINED FROM AVAILABLE RECORDS ONLY AND MAY NOT REFLECT ALL EXISTING UTILITIES. LOCATION OF ALL EXISTING UTILITIES SHALL BE CONFIRMED BY FIELD MEASUREMENTS BY CONTRACTOR PRIOR TO CONSTRUCTION. OF WORK. CONTRACTOR IS REQUIRED TO TAKE PRECAUTIONARY MEASURES TO PROTECT THE UTILITY LINES SHOWN HEREON AND ANY OTHER EXISTING LINES NOT OF RECORD OR NOT SHOWN ON THESE PLANS. ACCURATE VERIFICATION AS TO SIZE, LOCATION AND DEPTH OF EXISTING UNDERGROUND SERVICES SHALL BE THE CONTRACTORS RESPONSIBILITY. THE CONTRACTOR SHALL NOTIFY THE SOUTHERN CALIFORNIA GAS COMPANY, PACIFIC BELL TELEPHONE COMPANY, IMPERIAL IRRIGATION DISTRICT AND ANY OTHER AFFECTED UTILITY AGENCIES PRIOR TO STARTING THE WORK WITH UTILITY REPRESENTATIVES. FOR LOCATION OF UNDERGROUND UTILITIES AND APPURTENANCES, CONTACT "UNDERGROUND SERVICE ALERT" AT 1-800 422 4133

8. IT SHALL BE THE RESPONSIBILITY OF THE CONTRACTOR TO CONTACT THE UTILITY AGENCIES, ADVISE THEM OF THE PROPOSED IMPROVEMENTS AND BEAR THE COST OF RELOCATIONS, IF NEEDED.

9. PRIVATE ROAD IMPROVEMENTS SHOWN HEREON ARE FOR INFORMATION ONLY. CITY OFFICIALS SIGNATURE HEREON DOES NOT CONSTITUTE APPROVAL OR RESPONSIBILITY OF ANY KIND FOR THE DESIGN OR CONSTRUCTION OF THESE PRIVATE IMPROVEMENTS.

10. CONTRACTOR WILL BE RESPONSIBLE FOR THE REPLACEMENT OF ANY STRIPING, PAVEMENT MARKERS, OR LEGENDS OBLITERATED BY THE CONSTRUCTION OF THIS PROJECT.

11. THE CONTRACTOR SHALL DO ALL NEW STRIPING AND SANDBLASTING OF REDUNDANT STRIPING

12. THE CONSTRUCTION OF ONE PCC STANDARD DRIVEWAY PER LOT, LOCATION TO BE DETERMINED IN THE FIELD BY THE ENGINEER OF WORK. PCC SURFACING OF DRIVEWAY TO EXTEND FROM CURB TO PROPERTY LINE UNLESS OTHERWISE SHOWN.

13. THE CONTRACTOR SHALL BE RESPONSIBLE TO SECURE AN ENCROACHMENT PERMIT FROM THE CITY OF IMPERIAL FOR ANY EXCAVATION OR CONSTRUCTION WITHIN CITY ROAD RIGHT-OF-WAY. FOR INSPECTIONS, 24 HOUR MINIMUM NOTICE IS REQUIRED. (760) 482-4462. ADDITIONALLY, UNDERGROUND SERVICE ALERT (USA) MUST BE CALLED TWO WORKING DAYS BEFORE THE CONTRACTOR MAY EXCAVATE. THEY'RE CONTACT NUMBER 1-800-227-2600. ALL WORK AND MATERIALS ARE SUBJECT TO THE INSPECTION AND APPROVAL FROM THE CITY OF IMPERIAL PUBLIC WORKS DEPARTMENT OR THEIR REPRESENTATIVE.

14. NO REVISIONS OF ANY KIND SHALL BE MADE TO THESE PLANS WITHOUT THE PRIOR WRITTEN APPROVAL OF BOTH THE CITY ENGINEER (OR HIS REPRESENTATIVE) AND THE ENGINEER OF RECORD. A REPRODUCIBLE AS-BUILT PLAN SET WILL BE PROVIDED TO THE CITY OF IMPERIAL AS A CONDITION OF SUBSTANTIAL CONSTRUCTION COMPLETION AND PRIOR TO ACCEPTANCE.

15. ALL WORK AND MATERIAL SHALL CONFORM TO THESE PLANS AND SPECIFICATIONS, THE CITY OF IMPERIAL STANDARDS AND ENCROACHMENT PERMIT CONDITIONS, ANY REFERENCED STANDARDS AND SPECIFICATIONS AND THE SPECIFICATIONS & THE REQUIREMENTS OF THE AGENCIES REFERRED TO HEREIN. ALL WORK SHOWN OR INDICATED BY THESE PLANS SHALL BE COMPLETED IN ACCORDANCE WITH THE STANDARDS, POLICIES AND REGULATIONS OF THE CITY OF IMPERIAL WHERE, OR IF, CONFLICTS OCCUR, THEN THE CITY OF IMPERIAL REQUIREMENTS SHALL GOVERN.

GENERAL NOTES (CONT):

16. UNLESS SPECIFICALLY INDICATED OTHERWISE METHODS EMPLOYED AND MATERIAL USED IN THE CONSTRUCTION OF ALL OFFSITE IMPROVEMENTS SHALL CONFORM TO THE APPLICABLE PROVISIONS OF THE "STATE OF CALIFORNIA, DEPARTMENT OF TRANSPORTATION STANDARD SPECIFICATIONS DATED JULY 2015" ALL WORK IS SUBJECT TO INSPECTION AND APPROVAL AS REQUIRED

17. IT SHALL BE THE RESPONSIBILITY OF THE CONTRACTOR TO OBTAIN AN EXCAVATION PERMIT FROM THE STATE OF CALIFORNIA DIVISION OF SAFETY AND TO ADHERE TO ALL PROVISIONS OF THE STATE CONSTRUCTION SAFETY ORDERS AND STANDARDS.

18. IT SHALL BE THE CONTRACTOR'S RESPONSIBILITY TO OBTAIN A GENERAL CONSTRUCTION ACTIVITY STORM WATER PERMIT FROM THE STATE WATER RESOURCES CONTROL BOARD DIVISION OF WATER QUALITY, CONTACT "STATE WATER RESOURCES CONTROL BOARD, DIVISION OF WATER QUALITY, ATTENTION: STORM WATER PERMIT UNIT, P.O. BOX 1977, SACRAMENTO, CALIFORNIA, 95812.

19. CONSTRUCTION PROJECTS DISTURBING MORE THAN ONE ACRE MUST OBTAIN A NATIONAL POLLUTANT DISCHARGE ELIMINATION SYSTEM (NPDES) PERMIT. OWNER/DEVELOPERS ARE REQUIRED TO FILE A NOTICE OF INTENT (NOI) WITH THE STATE WATER RESOURCES CONTROL BOARD, PREPARE A STORM WATER POLLUTION PREVENTION PLAN (SWPPP) AND MONITORING PLAN FOR THE SITE.

20. EXISTING STORM DRAIN PIPES/CULVERTS WHETHER TO BE CONNECTED TO, EXTENDED, ADJUSTED, DRAINED TO, OR JUST IN PROJECT VICINITY SHALL BE REPAIRED AND/OR CLEANED TO MAKE THEM FUNCTIONAL AND ACCEPTABLE AS DIRECTED BY THE CITY OF IMPERIAL PUBLIC WORKS DEPARTMENT DIRECTOR

21. TRAFFIC CONTROL SHALL BE IN ACCORDANCE WITH THE CURRENT WORK AREA TRAFFIC CONTROL HANDBOOK OR AS DIRECTED BY THE CITY IF IMPERIAL PUBLIC WORKS DEPARTMENT TRAFFIC ENGINEER

22. ANY EXISTING SURVEY MONUMENTS OR CITY RECOGNIZED BENCHMARKS SHALL BE PROTECTED BY THE CONTRACTOR. SHOULD ANY SUCH MONUMENTS OR BENCHMARKS BE REMOVED, DAMAGED, OBLITERATED OR ALTERED BY THE CONTRACTORS OPERATIONS, THE CONTRACTOR SHALL BE RESPONSIBLE FOR PROPER RESETTING OF THE SAME AS PER THE SUBDIVISION MAP ACT, THE PROFESSIONAL LAND SURVEYORS ACT AND THE SATISFACTION OF THE CITY SURVEYOR/ DIRECTOR DEPARTMENT.

23. THE NOTES LISTED ABOVE ARE MINIMUM LIST. THIS DOES NOT RELIEVE THE ENGINEER FROM COMPILING ADDITIONAL NOTES THAT MAY BE REQUIRED FOR THE PROJECT.

SURVEY MONUMENTS

CONTRACTOR SHALL BE RESPONSIBLE FOR ANY MONUMENTATION AND/OR BENCHMARKS THAT ARE DISTURBED OR DESTROYED BY CONSTRUCTION. SUCH POINTS SHALL BE REFERENCED AND REPLACED WITH APPROPRIATE MONUMENTATION BY A LICENSED LAND SURVEYOR OR REGISTERED ENGINEER AUTHORIZED TO PRACTICE LAND SURVEYING. A CORNER RECORD OF SURVEY, AS APPROPRIATE, SHALL BE FILED BY THE LICENSED LAND SURVEYOR OR REGISTERED CIVIL ENGINEER AS REQUIRED BY THE LAND SURVEYOR'S ACT FOR ANY REPLACED MONUMENTATION.

BASIS OF BEARINGS

THE BASIS OF BEARINGS FOR THIS SURVEY ARE ASSUMED BY A FIELD SURVEY PERFORMED ON 5/23/2015.

BENCHMARK

THE BENCHMARK FOR THIS SURVEY THE MOST EASTERLY SEWER MANHOLE AS SHOWN ON T.P.M. NO. 063-130-004 IE: 997.58 AT THE RIM

SOURCE OF TOPOGRAPHY

THE EXISTING TOPOGRAPHY SHOWN ON THESE PLANS WAS PREPARED BY PSOMAS USING CONVENTIONAL SURVEY METHODS FROM A FIELD SURVEY CONDUCTED ON THE GROUND ON JUNE 23, 2015. WITH NATIONAL MAP ACCURACY STANDARDS.

TRAFFIC CONTROL PLAN NOTE:

IT IS RESPONSIBILITY OF THE CONTRACTOR TO SUBMIT THE TRAFFIC CONTROL PLAN FOR THIS PROJECT AT THE TIME OF REQUEST OF THE CITY OF IMPERIAL ENCROACHMENT PERMIT

WATER POLLUTION CONTROL PLAN NOTE:

THE CONTRACTOR IS RESPONSIBLE FOR THE PREPARATION AND SUBMITTAL OF A WATER POLLUTION CONTROL PLAN FOR CITY APPROVAL.

SHEET INDEX:

CIVIL

C1.0	TITLE SHEET
C1.1	NOTES AND LEGENDS
C2.0	EXISTING CONDITIONS AND DEMOLITION PLAN
C3.0	GRADING, PAVING AND UTILITY PLAN
C3.1	SECTIONS
C4.0	HORIZONTAL CONTROL/SIGN & STRIPING PLAN
C5.0	CIVIL DETAILS
C5.1	CIVIL DETAILS

LANDSCAPE

L-1	LANDSCAPE TITLE SHEET
L-2	HARDSCAPE PLAN, SITE AMENITIES AND FLAT WORK SCHEDULES
L-3	HARDSCAPE PLAN
L-4	HARDSCAPE DETAILS
L-5	HARDSCAPE DETAILS
L-6	HARDSCAPE DETAILS
L-7	HARDSCAPE DETAILS
L-8	IRRIGATION PLAN AND SCHEDULE
L-9	IRRIGATION PLAN AND NOTES
L-10	IRRIGATION LEGEND AND WATER USE CALCULATION
L-11	IRRIGATION DETAILS
L-12	IRRIGATION DETAILS
L-13	IRRIGATION DETAILS
L-14	PLANTING PLAN
L-15	PLANTING PLAN AND PLANT LIST
L-16	PLANTING DETAILS AND NOTES

ELECTRICAL

E0.1	ELECTRICAL LEGENDS, GENERAL NOTES, AND ABBREVIATIONS
E1.1	ELECTRICAL SITE PLAN
E4.1	ENLARGED ELECTRICAL SITE PLAN
E5.1	ELECTRICAL DETAILS
E5.2	ELECTRICAL DETAILS
E6.1	SINGLE LINE DIAGRAM AND CALCULATIONS

VICINITY MAP
N.T.S.

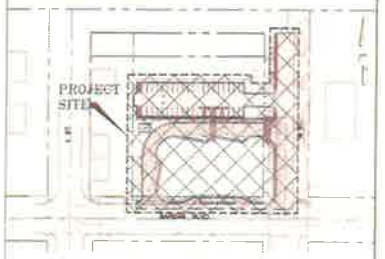

LOCATION MAP
N.T.S.

CALL BEFORE YOU DIG

FOR PLAN CHECK AND CONSIDERED PRELIMINARY UNTIL APPROVED BY:

ROBERTO C. MARCHEZ
DATE

REV. NO.
EXP. DATE

NO.	REVISIONS	APPROVED	DATE

UNAUTHORIZED CHANGES & USES: The engineer preparing these plans will not be responsible for or liable for unauthorized changes to or uses of these plans. All changes to the plans must be in writing and must be approved by the preparer of these plans.

PSOMAS
401 B Street, Suite 1100
San Diego, CA 92101
(619) 881-5800 (619) 881-2592 Fax
www.psomas.com

CITY OF IMPERIAL
420 South Imperial Avenue
Imperial, CA 92251
Ph: (760) 355-3840 • Fax: (760)355-4718

COMMUNITY DEVELOPMENT DEPARTMENT

C1.0

TITLE SHEET

IMPERIAL TRANSIT PARK

DATE: 2/27/2018

SHEET 1 OF 30 SHEETS

ESTIMATED EARTHWORK QUANTITIES*

EXCAVATION	X,XXX	CY	(EXCAVATE/REMOVE EXIST PAVEMENTS & SOILS)
FILL	0	CY	
IMPORT	0	CY	(IMPORT/PLACE NON-EXPANSIVE GRANULAR MATERIAL)

EARTHWORK QUANTITIES SHOWN ARE ESTIMATED & ARE FOR REFERENCE ONLY. CONTRACTOR SHALL PERFORM THEIR OWN INDEPENDENT EARTHWORK QUANTITY CALCULATIONS.

GEOTECHNICAL REPORT

A GEOTECHNICAL REPORT ENTITLED "GEOTECHNICAL INVESTIGATION REPORT, IMPERIAL TRANSIT CENTER, IMPERIAL CALIFORNIA" PREPARED BY LANDMARK CONSULTANTS, INC. DATED NOVEMBER 2017, HAS BEEN PREPARED FOR THIS PROJECT AND IS AVAILABLE FOR REVIEW BY THE CONTRACTOR FOR REFERENCE AT THE CITY OF IMPERIAL.

ABBREVIATIONS

ALL ABBREVIATIONS ARE PER SECTION 1-3 OF THE GREEN BOOK WITH THE ADDITIONS INDICATED BELOW:

ABAND	ABANDONED	MATL	MATERIAL
ASS'Y	ASSEMBLY	MIN	MINIMUM
BFD	BACKFLOW DEVICE	MJ	MECHANICAL JOINT
BO	BLOW-OFF	N.I.C.	NOT A PART OF THIS CONTRACT
COB	CITY OF BRAWLEY		
COMB	COMBINATION		
DG	DECOMPOSED GRANITE	PVC	POLYVINYL CHLORIDE
ELEV	ELEVATION	SDRSD	SAN DIEGO AREA REGIONAL STANDARD DRAWINGS
EXIST.	EXISTING		
EJ	EXPANSION JOINT	RT	RIGHT
FLG/FLG'D	FLANGE/FLANGED	R/W	RIGHT-OF-WAY
FS	FINISHED SURFACE	SWR	SEWER
GV	GATE VALVE	TB	TOP OF BERM
HDPE	HIGH DENSITY POLYETHYLENE	TG	TOP OF GRATE
		TP	TOP OF PIPE
HP	HIGH PRESSURE	WTR	WATER
INT	INTERSECTION		
IE	INVERT ELEVATION		
LT	LEFT		

ENGINEER'S NOTICE TO CONTRACTORS

THE EXISTENCE AND LOCATION OF ANY UNDERGROUND UTILITY PIPES OF STRUCTURES SHOWN ON THESE PLANS WERE OBTAINED BY A SEARCH OF AVAILABLE RECORDS. THESE LOCATIONS ARE APPROXIMATE AND SHALL BE CONFIRMED IN THE FIELD BY THE CONTRACTOR, SO THAT ANY NECESSARY ADJUSTMENT CAN BE MADE IN ALIGNMENT AND/OR GRADE OF THE PROPOSED IMPROVEMENT. THE CONTRACTOR IS REQUIRED TO TAKE DUE PRECAUTIONARY MEASURE TO PROTECT ANY UTILITY LINES SHOWN AND ANY OTHER PINES NOT OF RECORD OR NOT SHOWN ON THESE PLANS.

PRIVATE ENGINEERING NOTE

CONSTRUCTION CONTRACTOR AGREES THAT IN ACCORDANCE WITH GENERALLY ACCEPTED CONSTRUCTION PRACTICES, CONSTRUCTION CONTRACTOR WILL BE REQUIRED TO ASSUME SOLE AND COMPLETE RESPONSIBILITY FOR JOB SITE CONDITIONS DURING THE COURSE OF CONSTRUCTION OF THE PROJECT, INCLUDING SAFETY OF ALL PERSONS AND PROPERTY, THAT THIS REQUIREMENT SHALL BE MADE TO APPLY CONTINUOUSLY AND NOT TO BE LIMITED TO NORMAL WORKING HOURS, AND CONSTRUCTION CONTRACTOR FURTHER AGREES TO DEFEND, INDEMNIFY AND HOLD DESIGN PROFESSIONAL HARMLESS FROM ANY AND ALL LIABILITY, REAL OR ALLEGED, IN CONNECTION WITH THE PERFORMANCE OF WORK ON THIS PROJECT, EXCEPTING LIABILITY ARISING FROM THE SOLE NEGLIGENCE OF DESIGN PROFESSIONAL.

SPECIAL NOTES

1. ALL OPERATIONS CONDUCTED ON THE PREMISES, INCLUDING THE WARMING UP, REPAIR, ARRIVAL, DEPARTURE, OR RUNNING OF TRUCKS, EARTHMOVING EQUIPMENT, CONSTRUCTION EQUIPMENT, AND ANY OTHER ASSOCIATED EQUIPMENT SHALL BE LIMITED TO THE PERIOD BETWEEN 7:30 AM AND 4:00 PM EACH DAY, MONDAY THROUGH FRIDAY, AND NO GRADING OR EARTHMOVING OPERATIONS SHALL BE CONDUCTED ON THE PREMISES ON SATURDAYS, SUNDAYS OR CITY OF IMPERIAL HOLIDAYS WITHOUT APPROVAL BY THE CITY ENGINEER. OVERTIME INSPECTIONS SHALL BE AT THE CONTRACTORS EXPENSE.
2. THE CONTRACTOR SHALL TAKE ALL PRECAUTIONARY MEASURES TO PROTECT EXISTING IMPROVEMENTS AND THE CITY OF IMPERIAL WILL ENFORCE SECTION 7-9 OF THE STANDARD SPECIFICATIONS FOR PUBLIC WORKS CONSTRUCTION.
3. ALL EXISTING IMPROVEMENTS INCLUDING A.C. BERM, A.C. OR P.C.C. PAVING, WHICH ARE BEING JOINED OR MATCHED IN CONNECTION WITH THIS PROJECT SHALL BE JOINED OR MATCHED IN A MANNER SATISFACTORY TO THE CITY ENGINEER INCLUDING NECESSARY SAWCUTTING, REMOVAL, REPLACEMENT AND CAPPING.
4. THE CONTRACTOR SHALL DESIGN, PLACE AND MAINTAIN ALL SAFETY DEVICES INCLUDING SHORING AND BARRICADING, AND SHALL BE SOLELY RESPONSIBLE FOR CONFORMING TO ALL LOCAL, STATE AND FEDERAL SAFETY AND HEALTH STANDARDS, LAWS AND REGULATIONS. THE CONTRACTOR IS REFERRED TO SECTION 7-10 "PUBLIC CONVENIENCE AND SAFETY" OF THE STANDARD SPECIFICATIONS FOR PUBLIC WORKS CONSTRUCTION.
5. ANY CONTRACTOR PERFORMING WORK ON THE PROJECT SITE SHALL FAMILIARIZE SELF WITH THE SITE AND SHALL BE SOLELY RESPONSIBLE FOR ANY DAMAGE TO EXISTING FACILITIES RESULTING DIRECTLY OR INDIRECTLY FROM OPERATIONS. THE CONTRACTOR IS REFERRED TO SECTION 7-9 "PROTECTION AND RESTORATION OF EXISTING IMPROVEMENTS" OF THE STANDARD SPECIFICATIONS FOR PUBLIC WORKS CONSTRUCTION.
6. ACCESS FOR FIRE AND OTHER EMERGENCY VEHICLES SHALL BE MAINTAINED AT ALL TIMES DURING PROJECT CONSTRUCTION.
7. THE CONTRACTOR SHALL MAINTAIN ADEQUATE DUST CONTROL MEASURES THROUGHOUT THE DURATION OF PROJECT CONSTRUCTION. PROJECT SITE MAINTENANCE SHALL CONFORM TO SECTION 7-8 "PROJECT SITE MAINTENANCE" OF THE STANDARD SPECIFICATIONS FOR PUBLIC WORKS CONSTRUCTION.
8. ALL DISTANCES AND DIMENSIONS SHOWN ON THE PLANS ARE IN A HORIZONTAL PLANE UNLESS OTHERWISE NOTED.
9. THE CONTRACTOR SHALL BE RESPONSIBLE FOR THE REPLACEMENT OF ANY PAVEMENT STRIPING OR MARKINGS REMOVED OR MADE ILLEGIBLE AS A RESULT OF HIS WORK.
10. APPROVAL OF THESE PLANS AS SHOWN DOES NOT CONSTITUTE APPROVAL OF ANY CONSTRUCTION OUTSIDE THE PROJECT LIMITS OF WORK.
11. LOCATION AND ELEVATION OF IMPROVEMENTS SHALL BE CONFIRMED BY FIELD MEASUREMENTS PRIOR TO CONSTRUCTION. THE CONTRACTOR SHALL MAKE EXPLORATORY EXCAVATIONS AND LOCATE EXISTING UNDERGROUND FACILITIES SUFFICIENTLY AHEAD OF CONSTRUCTION TO PERMIT REVISIONS TO PLANS IF NECESSARY BECAUSE OF DISCREPANCIES.
12. NEITHER THE CITY OF IMPERIAL, NOR THE ENGINEER OF WORK, WILL ENFORCE SAFETY MEASURES OR REGULATIONS. THE CONTRACTOR SHALL DESIGN, CONSTRUCT, AND MAINTAIN ALL SAFETY DEVICES, INCLUDING SHORING, AND SHALL BE SOLELY RESPONSIBLE FOR CONFORMING TO ALL LOCAL, STATE, AND FEDERAL SAFETY AND HEALTH STANDARDS, LAWS, AND REGULATIONS.
13. THE CONTRACTOR AGREES TO ASSUME SOLE AND COMPLETE RESPONSIBILITY FOR JOB SITE CONDITIONS DURING THE COURSE OF CONSTRUCTION OF THIS PROJECT, INCLUDING SAFETY OF ALL PERSONS AND PROPERTY; THAT THIS REQUIREMENT SHALL APPLY CONTINUOUSLY AND NOT BE LIMITED TO NORMAL WORKING HOURS; AND THAT THE CONTRACTOR SHALL DEFEND, INDEMNIFY, AND HOLD THE OWNER AND THE ENGINEER HARMLESS FROM ANY AND ALL LIABILITY, REAL OR ALLEGED, IN CONNECTION WITH THE PERFORMANCE OF WORK ON THIS PROJECT, EXCEPTING FOR LIABILITY ARISING FROM THE SOLE NEGLIGENCE OF THE OWNER OR THE ENGINEER.
14. THE ENGINEER OF WORK SHALL NOT BE RESPONSIBLE FOR THE CONTRACTOR'S FAILURE TO CARRY OUT THE CONSTRUCTION WORK IN ACCORDANCE WITH THE CONTRACT DOCUMENTS, NOR SHALL HE BE REQUIRED TO SUPERVISE THE CONDUCT OF THE WORK OR THE CONSTRUCTION PROCEDURES FOLLOWED BY THE CONTRACTOR OR SUBCONTRACTORS OR THEIR RESPECTIVE EMPLOYEES OR BY ANY OTHER PERSON AT THE JOB SITE OTHER THAN THAT OF THE ENGINEER'S EMPLOYEES.

WORK TO BE DONE

THE IMPROVEMENTS CONSIST OF THE FOLLOWING WORK TO BE DONE ACCORDING TO THESE PLANS AND THE SPECIFICATIONS AND STANDARD DRAWINGS LISTED BELOW.

STANDARD SPECIFICATIONS

1. STANDARD SPECIFICATIONS FOR PUBLIC WORKS CONSTRUCTION (2015 EDITION)
2. CALIFORNIA DEPARTMENT OF TRANSPORTATION, "MANUAL OF TRAFFIC CONTROLS FOR CONSTRUCTION AND MAINTENANCE WORK ZONES" (CURRENT EDITION)

STANDARD DRAWINGS

1. CITY OF IMPERIAL STANDARD DETAILS CURRENT EDITION (CISD)

LEGEND

NEW IMPROVEMENTS

ITEM	DESCRIPTION	STD DWG NO./ DETAIL NO.	SYMBOL
1	6" PCC CURB AND GUTTER	CISD NO. 21	
2	4" PCC BARRIER CURB	CISD NO. 35	
3	VEHICULAR CONCRETE PAVEMENT	1/C1.2 1/C1.2	
4	PARKING LOT PAVEMENT	1/C1.2	
5	12" X 12" CATCH BASIN	1/C1.2	
6	6" STORM DRAIN PIPE	1/C1.2	
7	ADA RAMP	CISD NO. 23	
8	CURB RAMP TYPE C MODIFIED	1/C1.2	
9	PEDESTRIAN CONCRETE PAVEMENT	1/C1.2 1/C1.2	
10	PCC CROSS GUTTER	CISD NO. 24	
11	PCC SIDEWALK	CISD NO. 25	
12	ROADWAY PAVEMENT	1/C1.2	
13	CURB OPENING FOR DRAINAGE	1/C1.2	
14	1" DOMESTIC WATER SERVICE & METER	CISD NO. 04	W M
15	1" IRRIGATION SERVICE & METER	CISD NO. 04	IRR M
16	1" DOMESTIC WATER BACKFLOW DEVICE (FEBCO 825Y REDUCED PRESSURE PRINCIPAL BACKFLOW ASSEMBLY (OR APPROVED EQUAL)		BFP
17	4" PVC SEWER LINE	CISD NO. 10	S
18	STORM DRAIN CLEANOUT	1/C1.2 1/C1.2	
19	STORM DRAIN CLEANOUT WITH SUMP PUMP	1/C1.2	
20	SIDEWALK UNDER DRAIN	1/C1.2	
21	RETENTION BASIN		
22	CHAIN LINK FENCE	1/C1.2	
23	CHAIN LINK GATE	1/C1.2	
24	42" HIGH CHAIN LINK FENCE	1/C1.2	

EXISTING CONDITIONS

ITEM	SYMBOL
EXISTING SEWER LINE	
EXISTING SEWER CLEANOUT	
EXISTING SEWER MANHOLE	
EXISTING WATER LINE	
EXISTING WATER METER	
EXISTING STORM DRAIN LINE	
EXISTING WATER VALVE	
EXISTING STORM DRAIN INLET	
EXISTING FIRE HYDRANT	
EXISTING POWER POLE	
EXISTING ELECTRIC OR UNDERGROUND	
EXISTING STREET LIGHT	
EXISTING GAS LINE	
EXISTING TELEPHONE LINE	
EXISTING TELEPHONE PEDESTAL	
EXISTING CABLE TV LINE	
EXISTING PULL BOX	
EXISTING SIGN	
EXISTING TREE/BUSH	
EXISTING BOLLARD	
EXISTING FENCE	

IMPORTANT NOTICE

SECTION 4216/4217 OF THE GOVERNMENT CODE REQUIRES A DIG ALERT IDENTIFICATION NUMBER BE ISSUED BEFORE A "PERMIT TO EXCAVATE" WILL BE VALID. FOR YOUR DIG ALERT I.D. NUMBER CALL UNDERGROUND SERVICE ALERT TOLL FREE 1-800-422-4133 TWO WORKING DAYS BEFORE YOU DIG

NO.	REVISION	APPROVED	DATE

UNAUTHORIZED CHANGES & USES: To engineer producing these plans will not be responsible for all or those for unauthorized changes to or uses of these plans. All changes to the plans must be in writing and must be approved by the preparer of these plans.

PSOMAS
401 B Street, Suite 1600
San Diego, CA 92101
(619) 881-2800 (619) 881-2892 fax
www.psomas.com

CITY OF IMPERIAL
420 South Imperial Avenue
Imperial, CA 92251
Ph: (760) 355-3840 • Fax: (760)355-4718

COMMUNITY DEVELOPMENT DEPARTMENT

NOTES AND LEGENDS

IMPERIAL TRANSIT PARK

DATE: 3/27/2018

C1.1

SHEET 2 OF 30

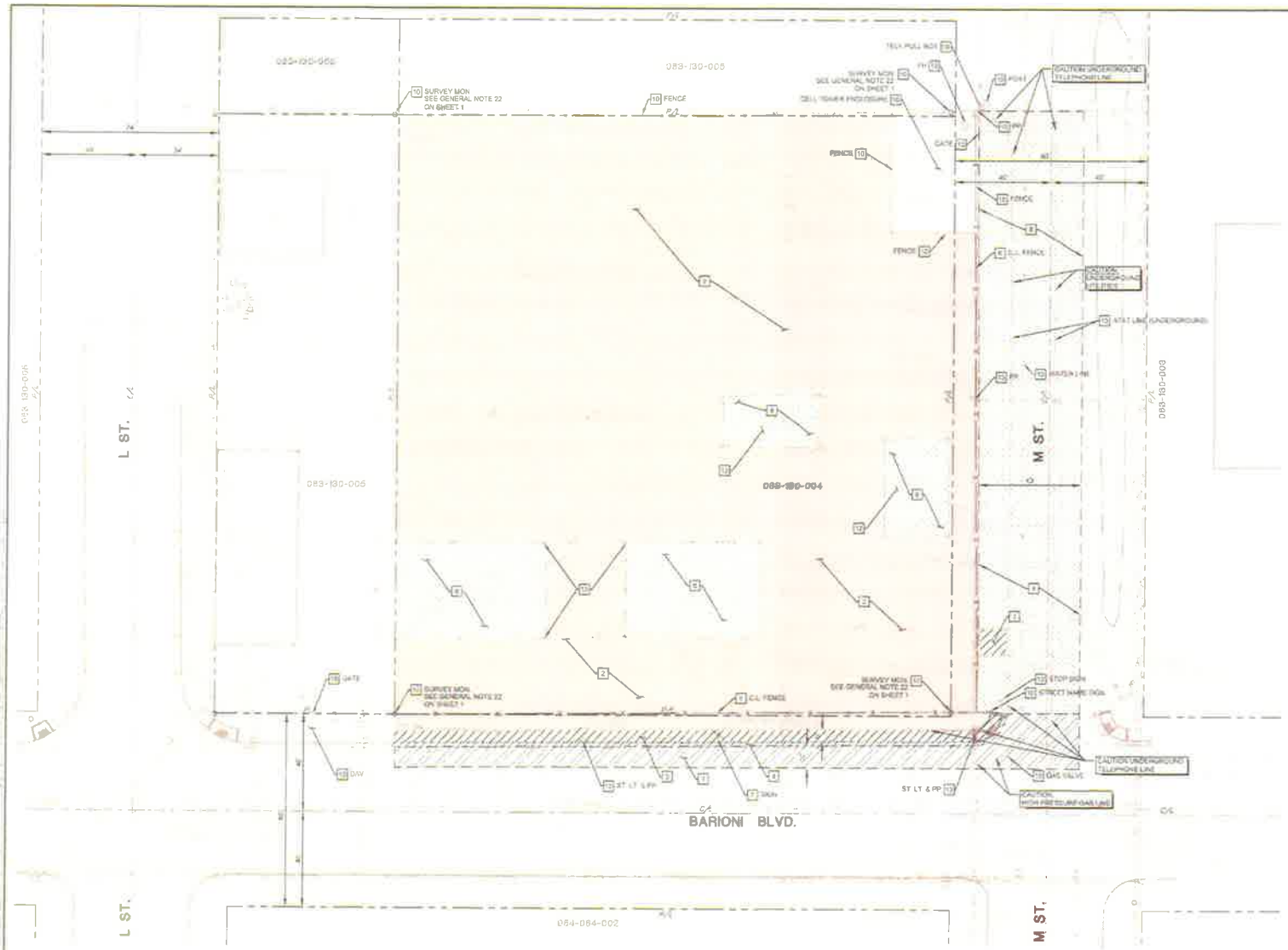

DEMOLITION LEGEND:

1. REMOVE & DISPOSE OF EXISTING ROADWAY AC, BASE AND ADDITIONAL SOILS TO BOTTOM OF NEW STRUCTURAL SECTION (SEE SHEET C2.1)
2. REMOVE & DISPOSE OF EXISTING ASPHALT SURFACING AND ADDITIONAL SOILS TO TOP OF NEW SUBGRADE PER SHEET C2.1
3. REMOVE & DISPOSE OF EXISTING CONCRETE WALK/RAMP/ DRIVEWAY/SLAB TO TOP OF NEW SUBGRADE
4. REMOVE & DISPOSE OF EXISTING CONCRETE CURB AND GUTTER
5. NOT USED
6. REMOVE EXISTING CHAIN LINK FENCE
7. REMOVE EXISTING SIGN
8. REMOVE EXISTING SOIL TO TOP OF NEW SUBGRADE PER SHEET C2.1
9. REMOVE EXISTING LIGHT AND CONDUIT/WIRING
10. PROTECT OR REPLACE EXISTING ITEM
11. RELOCATE EXISTING POWER POLE (BY IID)
12. REMOVE PRE-CAST CONCRETE FOOTINGS
13. REMOVE/REPLACE EXISTING STREET LIGHT POLE (BY IID)

N W E S

SCALE: 1" = 20'

C2.0

NO.	REVISIONS	APPROVED	DATE

UNAUTHORIZED CHANGES & USES: The engineer preparing these plans will not be responsible for, or take responsibility for, unauthorized changes to or uses of these plans. All changes to the plans must be in writing and must be approved by the preparer of these plans.

PSOMAS
401 B Street, Suite 1600
San Diego, CA 92101
(619) 881-2800 (619) 881-2392 fax
www.psomas.com

CITY OF IMPERIAL
420 South Imperial Avenue
Imperial, CA 92251
Ph: (760) 355-3840 • Fax: (760)355-4718

COMMUNITY DEVELOPMENT DEPARTMENT

EXISTING CONDITIONS AND DEMOLITION PLAN

IMPERIAL TRANSIT PARK

DATE: 2/27/2018

SHEET 3 OF 30 SHEETS

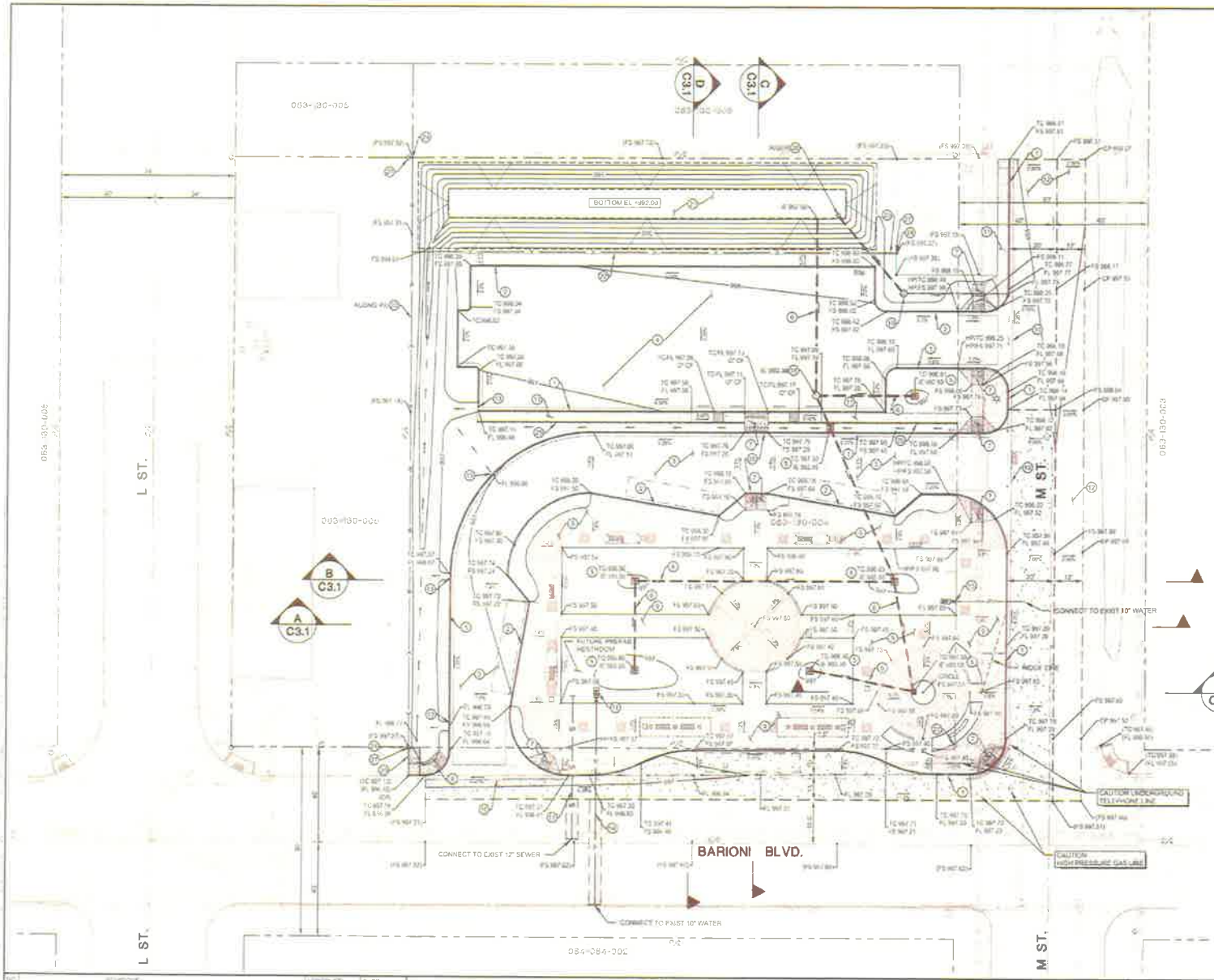

CONSTRUCTION NOTES:

1. CONSTRUCT 4" PCC CURB AND GUTTER PER CISD NO. 21
2. CONSTRUCT 6" PCC CURB PER CISD NO. 25
3. VEHICULAR CONCRETE PAVEMENT PER
4. PARKING LOT PAVEMENT PER
5. 12" X 12" CATCH BASIN PER
6. 6" STORM DRAIN PIPE PER
7. CONSTRUCT ADA RAMP PER CISD NO. 30
8. CONSTRUCT CURB RAMP TYPE C MODIFIED PER
9. PEDESTRIAN CONCRETE PAVEMENT PER
10. CONSTRUCT PCC CROSS GUTTER PER CISD NO. 24
11. CONSTRUCT PCC SIDEWALK PER CISD NO. 25
12. ROADWAY PAVEMENT PER
13. CURB OPENING FOR DRAINAGE PER
14. 1" DOMESTIC WATER SERVICE & METER PER CISD NO. 04
15. 1" IRRIGATION SERVICE & METER PER CISD NO. 04
16. 1" DOMESTIC WATER BACKFLOW DEVICE (FEBCO 825Y REDUCED PRESSURE PRINCIPAL BACKFLOW ASSEMBLY (OR APPROVED EQUAL)
17. 4" PVC SEWER LINE PER CISD NO. 16
18. CONSTRUCT STORM DRAIN CLEANOUT PER
19. CONSTRUCT STORM DRAIN CLEANOUT WITH SUMP PUMP PER
20. CONSTRUCT SIDEWALK UNDER-DRAIN PER
21. CONSTRUCT RETENTION BASIN PER
22. INSTALL 6' HIGH CHAIN LINK FENCE PER
23. INSTALL 6' HIGH, 4' WIDE CHAIN LINK GATE PER
24. CONNECT TO EXISTING FENCE
25. INSTALL 42" HIGH VINYL COATED CHAIN LINK FENCE PER
26. 0" CURB HEIGHT AT CROSSWALK
27. EXISTING SURVEY MONUMENT. SEE GENERAL NOTE ON SHEET 1
28. KISEM PER DETAIL

SEE L SHEETS FOR HARDSCAPE, PLANTERS, TREE WELLS, SHELTERS, ETC.

N W E S

0 10 20 40 60
SCALE: 1" = 20'

C3.0

NO.	REVISION	APPROVED	DATE

UNAUTHORIZED CHANGES & USES: The original engineering design plans will not be responsible for, or liable for, unauthorized changes to or uses of these plans. All changes to the plans must be in writing and must be approved by the preparer of these plans.

PSOMAS
401 B Street, Suite 1600
San Diego, CA 92101
(619) 881-2800 (619) 881-2392 fax
www.psomas.com

CITY OF IMPERIAL
420 South Imperial Avenue
Imperial, CA 92251
Ph: (760) 355-3840 • Fax: (760)355-4718

COMMUNITY DEVELOPMENT DEPARTMENT

GRADING, PAVING AND UTILITY PLAN

IMPERIAL TRANSIT PARK

DATE: 2/27/2018

SHEET 4 OF 30 SHEETS

TYPICAL SECTION A
SITE
N.T.S.
C3.1

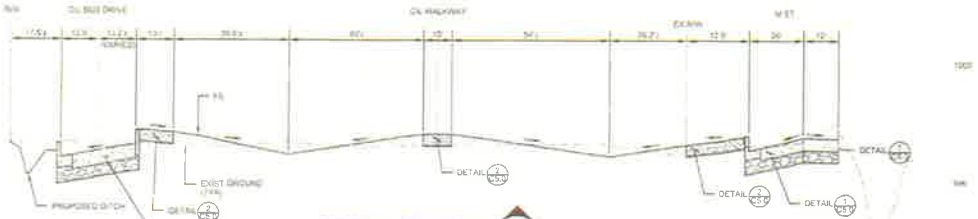

TYPICAL SECTION B
SITE
N.T.S.
C3.1

TYPICAL SECTION C
SITE
N.T.S.
C3.1

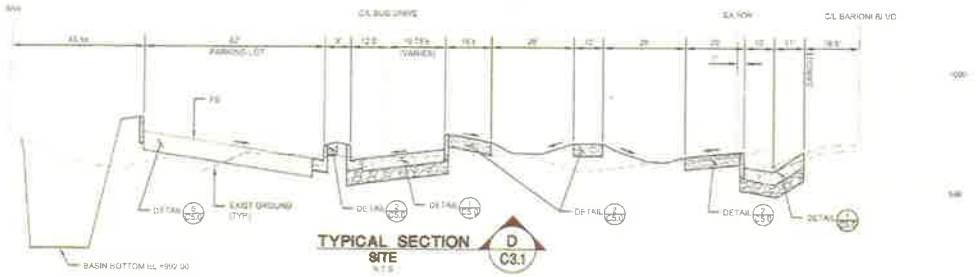

TYPICAL SECTION D
SITE
N.T.S.
C3.1

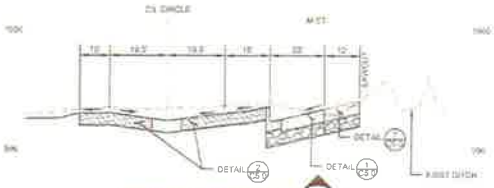

TYPICAL SECTION E
SITE
N.T.S.
C3.1

GEOTECHNICAL SPECIFICATIONS:

CLEARING AND GRUBBING

ALL SURFACE IMPROVEMENTS, DEBRIS OR VEGETATION, INCLUDING GRASS AND WEEDS ON THE SITE AT THE TIME OF CONSTRUCTION SHALL BE REMOVED FROM THE CONSTRUCTION AREA. ROOT BALLS SHALL BE COMPLETELY EXCAVATED. ORGANIC STRIPPINGS SHALL BE STOCKPILED AND NOT USED AS ENGINEERED FILL. ALL TRASH, CONSTRUCTION DEBRIS, CONCRETE SLABS, OLD PAVEMENT, UNDOCUMENTED FILL, AND BURIED OBSTRUCTIONS SUCH AS OLD FOUNDATIONS AND UTILITY LINES EXPOSED DURING ROUGH GRADING SHALL BE TRACED TO THE LIMITS OF THE FOREIGN MATERIAL BY THE GRADING CONTRACTOR AND REMOVED UNDER THE OBSERVATION OF THE GEOTECHNICAL ENGINEER'S REPRESENTATIVE. ANY EXCAVATIONS RESULTING FROM SITE CLEARING SHALL BE SLOPED TO A BOWL SHAPE TO THE LOWEST DEPTH OF DISTURBANCE AND BACKFILLED UNDER THE OBSERVATION OF THE GEOTECHNICAL ENGINEER'S REPRESENTATIVE.

MASS GRADING

THE SURFACE SOILS ARE EITHER LOOSE SOILS WITH 3 TO 4 INCHES OF "FLUFF" ON THE SURFACE, AS INDICATED BY WHEEL LOAD DEPRESSIONS OR COVERED BY A THIN ASPHALT LAYER AND UNDERLYING GRAVELY SAND BASE. PRIOR TO PLACING ANY FILLS, THE SURFACE 12 INCHES OF SOIL AND EXISTING ASPHALT SHALL BE REMOVED. THE EXPOSED SURFACE UNIFORMLY MOISTURE CONDITIONED TO A DEPTH OF 8 INCHES BY DISCING AND WETTING TO A MINIMUM OF OPTIMUM PLUS 5% AND RECOMPACTED TO 85% TO 90% OF ASTM D1557 MAXIMUM DENSITY. ONSITE NATIVE CLAYS PLACED AS ENGINEERED FILL SHALL BE UNIFORMLY MOISTURE CONDITIONED BY DISCING AND WETTING OR DRYING TO OPTIMUM PLUS 3 TO 10% AND COMPACTED IN 9 INCH MAXIMUM LIFTS TO 85% TO 90% RELATIVE COMPACTION. CLODS SHALL BE REDUCED BY DISCING TO A MAXIMUM DIMENSION OF 1.8 INCH PRIOR TO BEING PLACED AS FILL.

PAVEMENTS SUBGRADE PREPARATION

THE NATIVE CLAY SOILS IN PAVEMENT AREAS SHALL BE REMOVED AND RECOMPACTED TO 12 INCHES BELOW THE DESIGN SUBGRADE ELEVATION. ENGINEERED FILL IN PAVED AREAS SHALL BE UNIFORMLY MOISTURE CONDITIONED TO A MINIMUM OF 4% ABOVE OPTIMUM MOISTURE, PLACED IN LAYERS NOT MORE THAN 8 INCHES IN THICKNESS AND MECHANICALLY COMPACTED TO A MINIMUM OF 90% OF THE ASTM D1557 MAXIMUM DRY DENSITY.

ALL INDEPENDENT FLATWORK (HARDSCAPE AREAS) SHALL BE PLACED ON A MINIMUM OF 4 INCHES OF CONCRETE SAND OR AGGREGATE BASE. A MINIMUM OF 24 INCHES OF MOISTURE CONDITIONED (1% MINIMUM ABOVE OPTIMUM) AND 8 INCHES OF COMPACTED SUBGRADE (85 TO 90%) SHALL UNDERLIE ALL INDEPENDENT FLATWORK. ALL FLATWORK SHALL BE JOINTED IN SQUARE PATTERNS AND AT IRREGULARITIES IN SHAPE AT A MAXIMUM SPACING OF 8 FEET OR THE LEAST WIDTH OF THE SIDEWALK.

CONCRETE USES AND CORROSION

SELECTED CHEMICAL ANALYSES FOR CORROSIVITY WERE CONDUCTED ON BULK SAMPLES OF THE NEAR SURFACE SOIL FROM THE PROJECT SITE (PLATE C-2). THE NATIVE SOILS WERE FOUND TO HAVE SEVERE LEVELS OF SULFATE ION CONCENTRATION (3,450 PPM). TYPE V PORTLAND CEMENT SHALL BE USED FOR ALL CONCRETE AT THIS SITE.

A MINIMUM OF 6.25 SACKS PER CUBIC YARD OF CONCRETE (4,500 PSI) OF TYPE V PORTLAND CEMENT WITH A MAXIMUM WATER/CEMENT RATIO OF 0.45 (BY WEIGHT) SHALL BE USED FOR CONCRETE PLACED IN CONTACT WITH NATIVE SOIL ON THIS PROJECT. ADMIXTURES MAY BE REQUIRED TO ALLOW PLACEMENT OF THE LOW WATER/CEMENT RATIO CONCRETE.

TYPE K COPPER SHALL BE UTILIZED FOR DOMESTIC AND IRRIGATION WATER SERVICES.

EXCAVATIONS

ALL SITE EXCAVATIONS SHALL CONFORM TO CALOSHA REQUIREMENTS FOR TYPE A SOIL. THE CONTRACTOR IS SOLELY RESPONSIBLE FOR THE SAFETY OF WORKERS ENTERING TRENCHES. TEMPORARY EXCAVATIONS WITH DEPTHS OF 4 FEET OR LESS MAY BE CUT NEARLY VERTICAL FOR SHORT DURATION. EXCAVATIONS DEEPER THAN 4 FEET WILL REQUIRE SHORING OR SLOPE INCLINATIONS IN CONFORMANCE TO CALOSHA REGULATIONS FOR TYPE A SOIL. SURCHARGE LOADS OF STOCKPILED SOIL OR CONSTRUCTION MATERIALS SHALL BE SET BACK FROM THE TOP OF THE SLOPE A MINIMUM DISTANCE EQUAL TO THE HEIGHT OF THE SLOPE.

C3.1

NO.	REVISIONS	APPROVED	DATE

UNAUTHORIZED CHANGES & USES: The engineer assuming these plans will not be responsible for, or liable for, unauthorized changes to or uses of these plans. All changes to the plans must be in writing and must be approved by the preparer of these plans.

PSOMAS
401 B Street, Suite 1600
San Diego, CA 92101
(619) 881-2800 (619) 881-2192 fax
www.psomas.com

CITY OF IMPERIAL
420 South Imperial Avenue
Imperial, CA 92251
Ph: (760) 355-3840 • Fax: (760)355-4718

COMMUNITY DEVELOPMENT DEPARTMENT

SECTIONS

IMPERIAL TRANSIT PARK

DATE: 2/27/2018

SHEET 5 OF 30 SHEETS

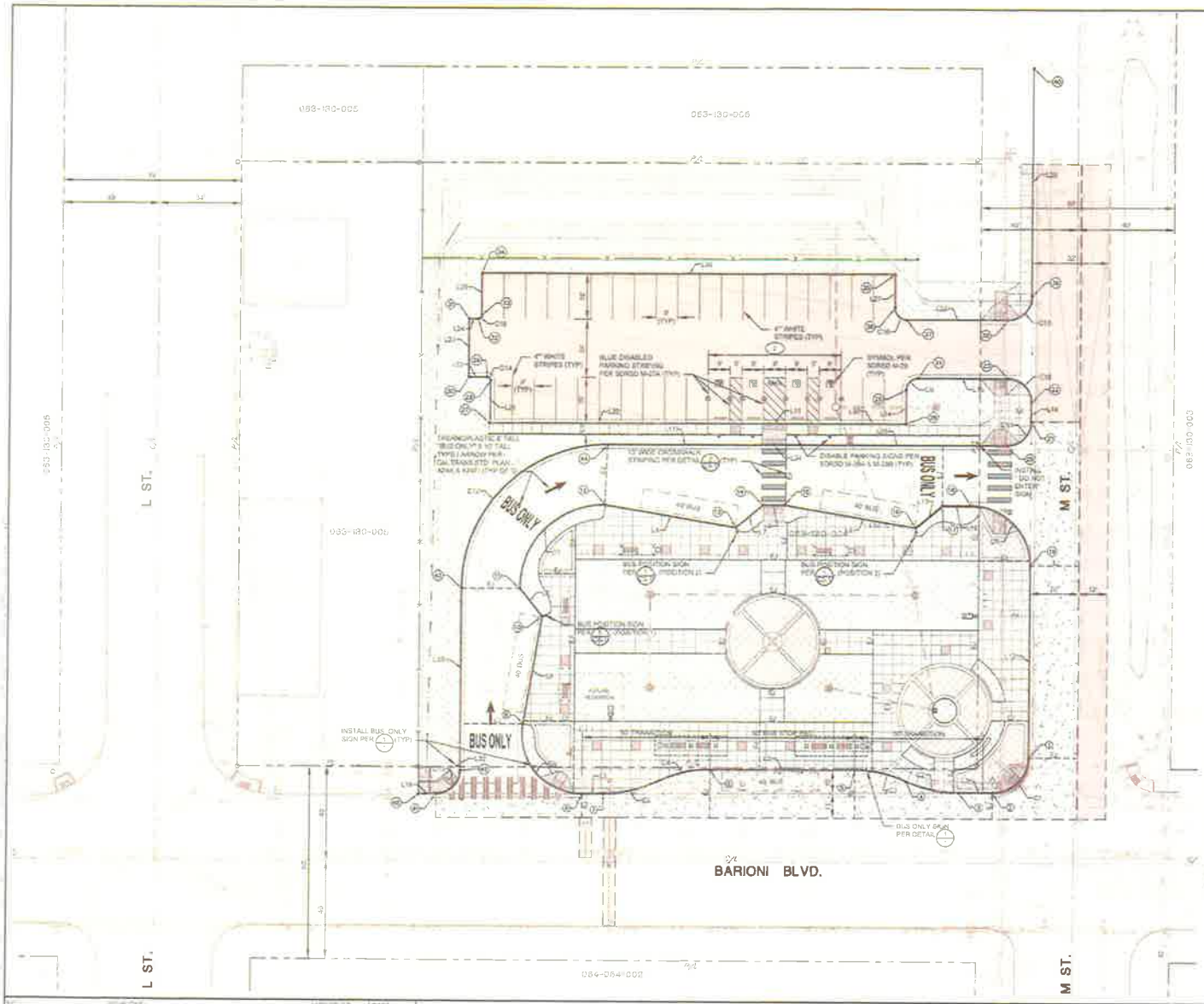

CURB LINE CURVE DATA TABLE				
Curve #	Length	Radius	Delta	Remark
C1	23.50'	15.000'	89°17'59"	6" CURB & GUTTER
C2	22.340	35.000	36°36'00"	6" CURB
C3	22.207	35.000	35°11'58"	6" CURB
C4	23.207	35.000	38°21'51"	6" CURB
C5	22.793	35.000	38°30'58"	6" CURB
C6	42.875	35.000	68°32'39"	6" CURB & GUTTER
C7	34.678	35.000	56°36'00"	6" CURB
C8	28.278	35.000	46°30'30"	6" CURB & GUTTER
C9	7.654	5.000	87°38'56"	6" CURB & GUTTER
C10	18.704	15.000	70°10'00"	6" CURB & GUTTER
C11	44.139	15.000	168°00'00"	6" CURB & GUTTER
C12	34.248	80.000	24°00'01"	6" CURB & GUTTER
C13	15.681	10.000	89°58'53"	6" CURB & GUTTER
C14	2.356	1.500	90°00'00"	6" CURB
C15	2.356	1.500	90°00'00"	6" CURB
C16	1.414	1.000	90°00'00"	6" CURB
C17	19.908	15.000	76°00'00"	6" CURB & GUTTER

CURB LINE DATA TABLE			
Line Table			
Line #	Length	Direction	Remark
L1	14.436	N88° 47' 26.42"E	6" CURB
L2	60.000	N90° 00' 00.00"E	6" CURB
L3	8.835	N89° 39' 07.82"E	6" CURB
L4	60.081	S89° 42' 26.11"W	6" CURB
L5	14.846	S39° 32' 36.82"E	6" CURB
L6	55.057	N90° 17' 30.68"W	6" CURB
L7	14.866	S50° 34' 23.44"W	6" CURB
L8	14.000	N90° 00' 57.37"E	6" CURB
L9	14.057	N90° 17' 30.68"W	6" CURB
L10		(NOT USED)	
L11	14.866	S50° 34' 21.44"W	6" CURB
L12	14.267	N90° 00' 00.00"W	6" CURB
L13	78.798	N90° 00' 00.00"W	6" CURB & GUTTER
L14	14.000	N90° 00' 00.43"W	6" CURB & GUTTER
L15	34.000	N90° 00' 00.00"E	6" CURB & GUTTER
L16	8.000	S0° 00' 00.00"E	6" CURB & GUTTER
L17	93.981	N90° 00' 00.00"E	6" CURB & GUTTER
L18	7.343	S88° 44' 28.21"W	6" CURB
L20	30.000	N90° 00' 00.00"E	6" CURB
L21	19.000	N0° 00' 00.00"E	6" CURB
L22	7.000	N90° 00' 00.00"E	6" CURB
L23	24.000	N0° 00' 00.00"W	6" CURB
L24	3.000	N90° 00' 00.00"E	6" CURB
L25	7.000	N0° 00' 00.00"E	6" CURB
L26	171.000	N90° 00' 00.00"E	6" CURB
L27	14.000	N0° 00' 00.00"E	6" CURB
L28	41.741	N90° 00' 00.00"E	6" CURB
L29	34.000	N0° 00' 00.00"E	6" CURB
L30	27.000	N90° 00' 00.00"E	6" CURB
L31	19.000	N0° 00' 00.00"E	6" CURB
L32	10.000	N0° 00' 00.00"E	6" CURB
L33	32.000	N0° 00' 00.00"E	6" CURB
L34	10.000	N90° 00' 00.00"E	6" CURB
L35	31.419	N90° 00' 00.00"E	6" CURB

CURB HORIZ. CONTROL DATA		
POINT #	NORTHING	EASTING
1	1889882.1788	6772025.8049
2	1889884.1788	6772025.8139
3	1889884.1879	6772025.8240
4	1889882.9090	6771994.2438
5	1889881.4830	6771922.5104
6	1889877.9828	6771821.9104
7	1889877.2898	6771820.8993
8	1889877.2894	6771820.6774
9	1889879.4480	6771780.8888
10	1889882.9894	6771802.9662
11	1889881.9775	6771794.3345
12	1889880.4776	6771829.1781
13	1889857.8885	6771862.9417
14	1889890.8775	6771884.8812
15	1889896.8771	6771902.1407
16	1889897.8885	6771968.2294
17	1889896.4775	6771984.2223
18	1889884.4775	6771980.8880
19	1889881.1774	6772000.8880
20	1889881.9775	6772004.8240
21	1889881.4775	6772002.4880
22	1889000.9770	6772005.8090
23	1889881.9775	6771984.8880
24	1889881.9775	6771934.9401
25	1889881.9775	6771913.9401
26	1889882.9775	6771882.9402
27	1889882.9775	6771861.9402
28	1889881.9775	6771831.9402
29	1889882.9775	6771782.9402
30	1889882.9775	6771752.9402
31	1889882.9775	6771722.9402
32	1889882.9775	6771692.9402
33	1889882.9775	6771679.9402
34	1889882.9775	6771678.1788
35	1889882.9775	6771678.1788
36	1889882.9775	6771648.1788
37	1889882.9775	6771618.1788
38	1889882.9775	6771588.1788
39	1889882.9775	6771588.8887
40	1889882.9775	6772000.8887
41	1889884.9775	6772000.8887
42	1889884.9775	6771788.6080
43	1889882.9775	6771778.5790
44	1889882.9775	6771770.5790
45	1889882.9775	6771738.5790
46	1889884.9775	6771753.2664

= PAINT TOP & FACE OF CURB RED FOR NO PARKING

= PAINT TOP & FACE OF CURB BLUE AT ADA STALLS

BUS ONLY — R3-10 (MODIFIED) PER MUTCD 2B-7 (24"X30")

NT VEHICLES ONLY — R3-10 (MODIFIED) PER MUTCD 2B-7 (24"X30")

SPECIAL SIGNS 1

N W E S

0 10 20 40 60

SCALE: 1" = 20'

C4.0

NO.	REVISIONS	APPROVED	DATE

UNAUTHORIZED CHANGES & USES: The engineer preparing these plans will not be responsible for or liable for unauthorized changes to or uses of these plans. All changes to the plans must be in writing and must be approved by the preparer of these plans.

PSOMAS
401 B Street, Suite 1600
San Diego, CA 92101
(619) 881-2800 (619) 881-2392 fax
www.psomas.com

CITY OF IMPERIAL
420 South Imperial Avenue
Imperial, CA 92251
Ph: (760) 355-3840 • Fax: (760)355-4718

COMMUNITY DEVELOPMENT DEPARTMENT

HORIZONTAL CONTROL/SIGN & STRIPING PLAN

IMPERIAL TRANSIT PARK

DATE: 2/27/2018

SHEET 6 OF 30 SHEETS



VEHICULAR CONCRETE PAVEMENT (1)
N.T.S.



PLAZA CONCRETE PAVEMENT (2)
N.T.S.

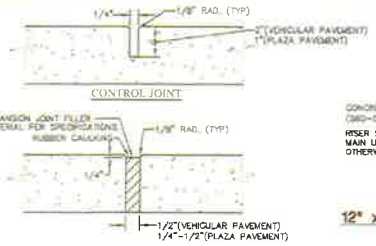

NOTES:
1. PROVIDE EXPANSION JOINTS (EJ) AT LOCATIONS SHOWN ON PLANS AND ADJACENT TO STRUCTURES OR EXISTING PAVEMENT BEING JOINED.
2. PROVIDE CONTROL JOINTS AS SHOWN IN DETAILS (1) (2)

CONCRETE PAVEMENT JOINTS (3)
N.T.S.

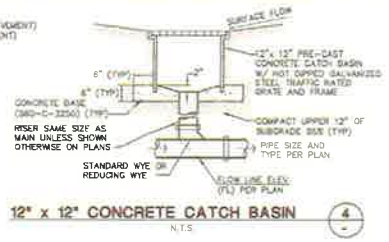

12" x 12" CONCRETE CATCH BASIN (4)
N.T.S.

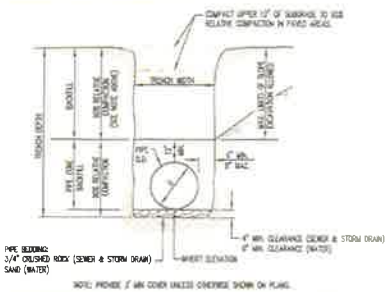

PIPE BEDDING & TRENCH BACKFILL FOR PRIVATE SEWER, WATER & STORM DRAIN (5)
N.T.S.



PARKING LOT PAVEMENT (6)
N.T.S.



ROADWAY PAVEMENT (7)
N.T.S.

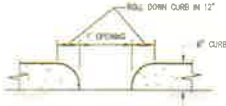

CURB OPENING (8)
N.T.S.

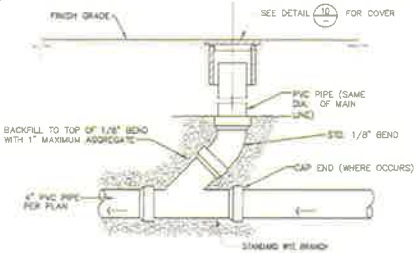

CLEANOUT DETAIL (9)
N.T.S.

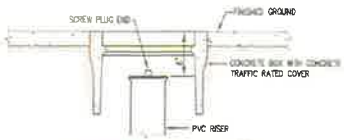

CLEANOUT COVER (10)
N.T.S.

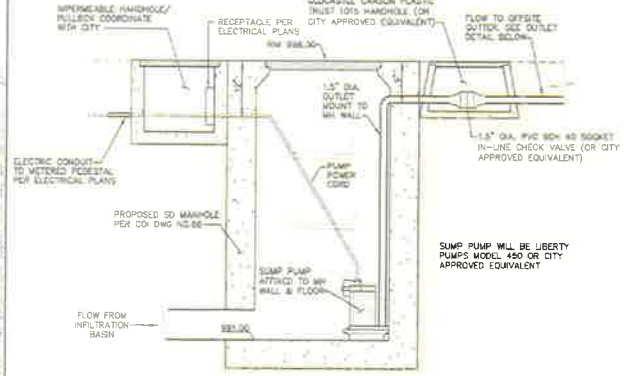

SUMP PUMP WILL BE LIBERTY PUMPS MODEL 450 OR CITY APPROVED EQUIVALENT

SUMP PUMP LOCATION WITHIN SD MH

OUTLET DETAIL

SUMP PUMP LOCATION & SPECIFICATION DETAIL (11)
N.T.S.

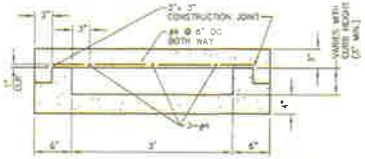

SIDEWALK UNDER-DRAIN (12)
N.T.S.

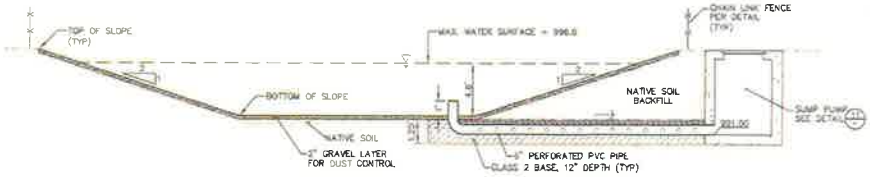

IF EXCESS WATER RESIDES IN THE SYSTEM AFTER 72 HOURS, EXCESS WATER WILL BE PUMPED AT A RATE NO GREATER THAN 65 GPM TO CITY GUTTER, BY CITY CREWS

INFILTRATION BASIN DETAIL (13)
N.T.S.

NO.	REVISIONS	APPROVED	DATE

UNAUTHORIZED CHANGES & USES: The engineer providing these plans will not be responsible for or liable for unauthorized changes to or uses of these plans. All changes to the plans shall be in writing and must be approved by the preparer of these plans.

PSOMAS
401 B Street, Suite 1800
San Diego, CA 92101
(619) 881-9800 (619) 881-9882 fax
www.psomas.com

CITY OF IMPERIAL
420 South Imperial Avenue
Imperial, CA 92251
Ph: (760) 355-3840 • Fax: (760)355-4718

COMMUNITY DEVELOPMENT DEPARTMENT

DETAILS

IMPERIAL TRANSIT PARK

DATE: 2/27/2018

C5.0

SHEET 7 OF 30 SHEETS

BUS SIGN GENERAL NOTES:

1) ALL TYPESETTING SHALL BE PROVIDED BY SIGN CONTRACTOR. LETTER SPACING SHALL TO BE "NORMAL" SPACING FOR ALL SIGNS EXCEPT AS SPECIFIED OTHERWISE. SIGN CONTRACTOR SHALL PROVIDE THE GENERAL CONTRACTOR WITH TYPICAL SPACING PATTERNS FOR APPROVAL PRIOR TO FABRICATION. ALL TYPOGRAPHY SHALL APPEAR AS NOTED IN GRAPHICS SCHEDULE AND ON THE DRAWINGS.

2) ALL INSTALLATION LOCATIONS, SITE CONDITIONS AND EXISTING DIMENSIONS SHALL BE FIELD VERIFIED PRIOR TO INSTALLATION.

3) SIGN CONTRACTOR TO PROVIDE ALL ENGINEERING OF SIGN AND GRAPHIC ITEMS INCLUDING, BUT NOT LIMITED TO: INTERNAL STRUCTURAL CONCRETE FOOTINGS AND ATTACHMENT DETAILS. FABRICATION AND INSTALLATION OF SIGNS SHALL CONFORM TO APPLICABLE CODES AND REGULATIONS. SHOP DRAWINGS SHALL CARRY THE ENGINEER'S STAMP AND BE SIGNED BY A REGISTERED/CIVIL STRUCTURAL ENGINEER.

4) SIGN CONTRACTOR TO PROVIDE SHOP DRAWINGS FOR ALL SIGNS. ALL ATTACHMENT DETAILS SHALL BE SHOWN ON SHOP DRAWINGS. DRAWINGS SHALL BE SUBMITTED TO THE GENERAL CONTRACTOR FOR APPROVAL PRIOR TO FABRICATION. ALL SIGNS SHALL BE INSTALLED AS PER EXISTING/CURRENT CODE REGULATIONS FOR SAFE AND SECURE MOUNTING. SIGN CONTRACTOR SHALL COORDINATE ALL SIGN INSTALLATIONS WITH GENERAL CONTRACTOR.

5) ALL EXPOSED SIGN SURFACES, ATTACHMENTS, EDGE AND SEAMS SHALL BE FINISHED AS NOTED TO PREVENT RUST.

6) ALL SIGNS SHALL CONFORM TO LOCAL CODES. TACTILE SIGN CHARACTERS SHALL BE RAISED 1/32", SAN SERIF UPPERCASE, 5/8" (MIN.) TO 2" (MAX.) HIGH. TACTILE COPY SHALL BE ACCOMPANIED BY GRADE 2 BRAILLE.

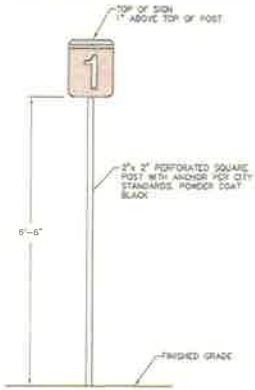

SIGN HEIGHT

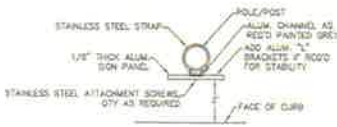

SIGN SECTION
N.T.S.

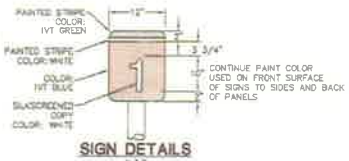

SIGN DETAILS
N.T.S.

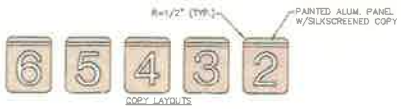

BUS POSITION NUMBER SIGN 1
N.T.S.

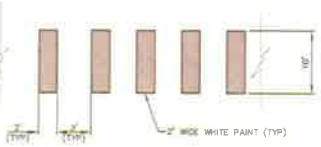

NOTES:
CROSSWALK MARKING SHALL BE COMPLIANT WITH CALIFORNIA MANUAL ON UNIFORM TRAFFIC CONTROL DEVICES FOR RETROFLECTIVITY AND SKID RESISTANCE.

CROSSWALK STRIPING 2
N.T.S.

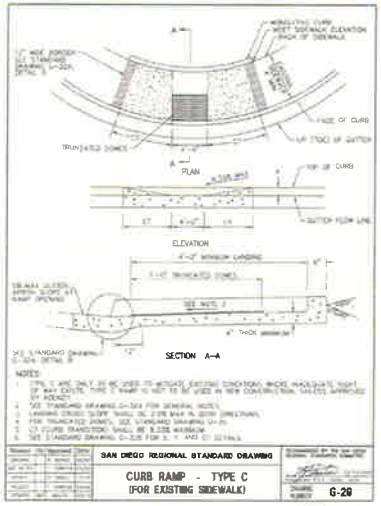

CURB RAMP TYPE C (MOD.) 3
N.T.S.

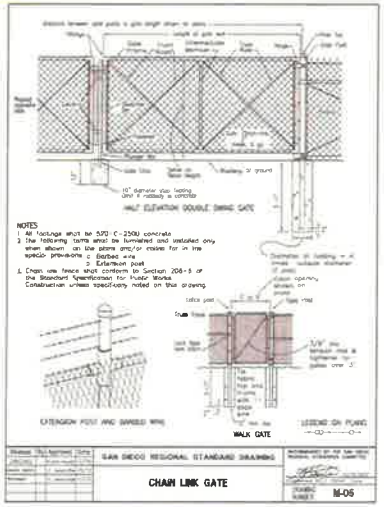

CHAIN LINK GATE 5
N.T.S.

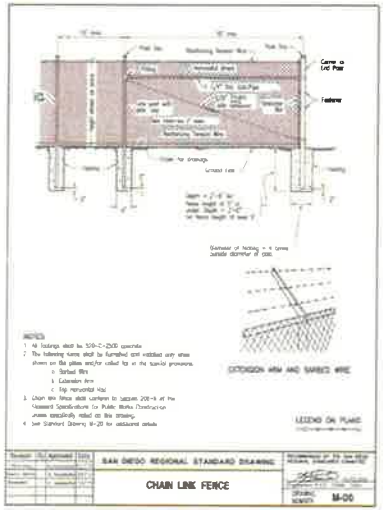

CHAIN LINK FENCE 4
N.T.S.



42" HIGH CHAIN LINK FENCE 6
N.T.S.

NO.	REVISIONS	APPROVED	DATE

UNAUTHORIZED CHANGES & USES: The engineer preparing these plans will not be responsible for, or liable for, unauthorized changes to or uses of these plans. All changes to the plans must be in writing and must be approved by the preparer of these plans.

PSOMAS
401 B Street, Suite 1600
San Diego, CA 92101
(619) 881-2800 (619) 881-2382 fax
www.psomas.com

CITY OF IMPERIAL
420 South Imperial Avenue
Imperial, CA 92251
Ph: (760) 355-3840 • Fax: (760)355-4718

COMMUNITY DEVELOPMENT DEPARTMENT

CIVIL DETAILS

IMPERIAL TRANSIT PARK

DATE: 2/27/2018

C5.1

SHEET 8 OF 30 SHEETS

LANDSCAPE PLANS PREPARED FOR:

IMPERIAL TRANSIT PARK

AT BARIONI BLVD. BETWEEN L ST. TO M ST.

CITY OF IMPERIAL

IMPERIAL COUNTY, CALIFORNIA

GENERAL SPECIFICATIONS

1. All local, municipal and state laws, rules and regulations governing or relating to any portion of this work are hereby incorporated into and made a part of these specifications and their provisions shall be carried out by Contractor.
2. Contractor shall have a valid contractors license required for the particular work being done. Contractor shall not allow the license(s) to lapse during the contract period.
3. Contractor shall verify the location of all existing utilities, structures, and services before commencing work. The locations of utilities, structures and services shown in these plans are approximate only. Any discrepancies between these plans and actual field conditions shall be reported to the City or Landscape Architect.
4. Contractor shall protect all existing utilities and features to remain on, and adjacent to, the project site during construction. Contractor shall repair, at his own expense, all damage resulting from his operations or negligence.
5. Contractor shall obtain the pertinent engineering and/or architectural plans before beginning work.
6. Contractor shall obtain all necessary permits required to perform the work indicated herein before beginning work.
7. Contractor shall arrange for payment of any permit fees and related expenses with the Owner's authorized representative.
8. Concrete Contractor shall obtain structural soils report prior to beginning work. Earthwork specifications shall take precedence over these specifications.
9. Contractor must check all dimensions, framing conditions and site conditions before starting work. Any discrepancies or possible deficiencies between the plans and specifications with field conditions shall be brought to the immediate attention of the City or Landscape Architect.
10. Contractor shall not wilfully install any elements as shown on the plans when it is obvious in the field that unknown conditions exist that were not evident at the time these plans were prepared. Any such conditions shall be brought to the attention of the City's representatives prior to performing any work or Contractor shall assume all responsibility for any field changes deemed necessary by City.
11. All property lines shall be verified prior to commencing work, no construction item, including footings, shall extend past the property line.
12. Contractor shall be responsible for any coordination with subcontractors as required to accomplish all construction operations. All piping, conduit, sleeves, etc., shall be set in place prior to installation of construction items.
13. Contractor shall be responsible for replacing any existing materials that are damaged during construction.
14. The drawings and specifications represent the finished structure. All bracing, temporary supports, shoring, barricades, etc. are the sole responsibility of Contractor.
15. Observation visits to the job site by the Landscape Architect do not include observation of or responsibility for construction methods and safety conditions at the worksite. These visits shall not be construed as continuous and detailed observations.
16. All forms and alignment of paving shall be reviewed and approved by the Landscape Architect or City prior to pouring (a minimum of 48 hours notice is required).
17. All proposed surfaces shall meet existing surfaces with smooth and continuous transition and shall be flush along entire edge.
18. All dimensions are from outside face of paving, wall, curb, pool shell, etc. unless otherwise noted on plan. All angles are 90 or 45 degrees unless otherwise noted.
19. Contractor shall maintain a qualified, English-speaking supervisor on site at all times during installation. Supervisor shall keep and have available a current copy of the landscape and irrigation construction plans on which "As Built" notes shall be recorded.
20. Contractor shall assume sole and complete responsibility for the job site conditions during construction of this project, including the safety of all persons and property. This requirement shall apply continuously and not be limited to normal working hours. Contractor shall protect all construction and landscaping from damage and, when required, provide guards or covering. Any damage shall be repaired or replaced at the Contractor's expense.
21. Contractor shall defend, indemnify and hold City and Landscape Architect harmless from any liability, real or alleged, in connection with the performance of the work on this project, including any claims arising out of his operations or the operations of any of his subcontractors, material suppliers, or agents excepting for liability arising from the sole negligence of the City or Landscape Architect.

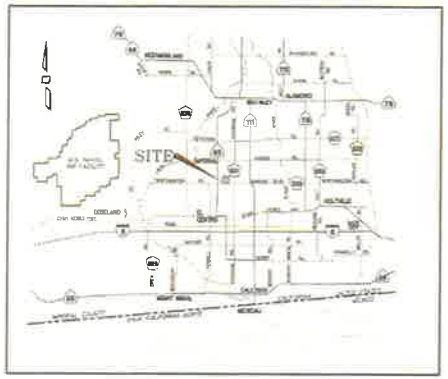

VICINITY MAP
NOT TO SCALE

PREPARED FOR:

CITY OF IMPERIAL
Phone: (760) 355-3840

PREPARED BY:

TESHIMA DESIGN GROUP
Contact: Mark Stempniak
9903 Businesspark Avenue, Suite 100
San Diego, CA 92131
858.693.8824

SHEET INDEX:

LANDSCAPE TITLE SHEET	9 (L-1)
HARDSCAPE PLAN, SITE AMENITIES AND FLAT WORK SCHEDULES	10 (L-2)
HARDSCAPE PLAN	11 (L-3)
HARDSCAPE DETAILS	12 (L-4)
HARDSCAPE DETAILS	13 (L-5)
HARDSCAPE DETAILS	14 (L-6)
HARDSCAPE DETAILS	15 (L-7)
IRRIGATION PLAN AND SCHEDULE	16 (L-8)
IRRIGATION PLAN AND NOTES	17 (L-9)
IRRIGATION LEGEND AND WATER USE CALCULATION	18 (L-10)
IRRIGATION DETAILS	19 (L-11)
IRRIGATION DETAILS	20 (L-12)
IRRIGATION DETAILS	21 (L-13)
PLANTING PLAN	22 (L-14)
PLANTING PLAN AND PLANT LIST	23 (L-15)
PLANTING DETAILS AND NOTES	24 (L-16)

UNAUTHORIZED CHANGES & USES
The landscape architectural firm preparing these plans will not be responsible for or liable for, unauthorized changes to or uses of these plans. All changes to the plans must be in writing and must be approved by the preparer of these plans.

MAINTENANCE
Client is solely responsible for maintenance in all areas such as, but not limited to, tree pruning, & maintenance, maintenance of the irrigation system, to avoid over spray onto structures, water runoff or soil saturation that may result in damage to property, persons, or plants. Client is solely responsible for the results of any lack of or improper maintenance.

CALL BEFORE YOU DIG

TESHIMA DESIGN GROUP
LANDSCAPE ARCHITECTURE · LAND PLANNING
9903 BUSINESSPARK AVE. SUITE 100 · SAN DIEGO, CA 92131
TEL 858.693.8824 FAX 858.693.8825

TDG JOB NO. 15-07 DATE: 2-2-18

NO.	REVISIONS	APPROVED	DATE

UNAUTHORIZED CHANGES & USES: The engineer preparing these plans is not be responsible for, or liable for, unauthorized changes to or uses of these plans. All changes to the plans must be in writing and must be approved by the preparer of these plans.

PSOMAS
401 B Street, Suite 1600
San Diego, CA 92101
(619) 881-2800 (619) 881-2392 fax
www.psomas.com

CITY OF IMPERIAL
420 South Imperial Avenue
Imperial, CA 92251
Ph: (760) 355-3840 • Fax: (760)355-4718

COMMUNITY DEVELOPMENT DEPARTMENT

LANDSCAPE TITLE SHEET
IMPERIAL TRANSIT PARK
DATE: 09/31/2017

L-1

SHEET 9 OF 30 SHEETS

SITE AMENITIES SCHEDULE

1	**Bus Shelter** (3 Total) (13' long by 5' wide) with solar panels. Drawing Number: Imperial Peak-15'-0"-Bollard-Solar as manufactured by APMFG Fabricators, Inc. Contact Orlando Vargas at (760) 967-8464. Color shall be approved by City of Imperial and Imperial Valley Transit prior to ordering. Contractor shall provide shop drawings from the manufacturer to the Landscape Architect and City of Imperial for approval prior to ordering. Install per manufacturer's specifications. See Detail 8.
2	**Shade Structure** (2 Total) (20' long by 8' wide) with solar panels. Drawing Number: Imperial Peak-Solar-20x8-Bollard as manufactured by APMFG Fabricators, Inc. Contact Orlando Vargas at (760) 967-8464. Color shall be approved by City of Imperial and Imperial Valley Transit prior to ordering. Contractor shall provided shop drawings from the manufacturer to the Landscape Architect and City of Imperial for approval prior to ordering. Install per manufacturer's specifications. Footing shall be per Structural Engineer. See Detail 8.
3	**Backed Bench** (7 Total) (6' long) with recycled plastic slats. Model: Avondale Backed Bench AV1-1011-HPPF as available from SiteScapes, Inc. Contact Perry Brickacek at (951) 303-0142. Bolt down to concrete slab. Color shall be approved by City of Imperial and Imperial Valley Transit prior to ordering. Install per manufacturer's specifications. See Detail 7.
4	**Trash Receptacle** (7 Total) with City of Imperial acrylic logo on two sides shall be Model: QS CAL2534W C21 (MOD) as manufactured by QCP. Contact Scott Ulrich at (951) 737-6240. City of Imperial acrylic logo to be provided by the city. Color and finish shall be approved by City of Imperial and Imperial Valley Transit prior to ordering. Install per manufacturer's specifications. See Detail 2.
5	**Tree Grate** (20 Total) (48"x48") shall be Model: 48" SQUARE "DTN" DOWNTOWN IMPERIAL TREE GRATE WITH LIGHT HOLES, with 12" opening. Install with 48" SQUARE CITY TREE GRATE FRAME. Tree grate and frame as manufactured by Olympic Foundry, Inc. Contact Renato Erben at (206) 764-1200. Grate finish and color shall be approved by City of Imperial prior to ordering. Install per manufacturer's specifications. See Detail 5.
6	**Bike Rack** (9 Total) shall be Model: CUSTBR IMPLU24 Pair manufactured by MADRAX and available from Grabar Manufacturing Inc. Phone (800) 448-7931. Color shall be approved by City of Imperial and Imperial Valley Transit prior to ordering. Bolt down to concrete slab. Install per manufacturer's specifications. See Detail 1.
7	**Signage Monument** (1 Total) with City of Imperial logo shall be pre-cast concrete Model: Q-98 as manufactured by QCP. Contact Scott Ulrich at (951) 737-6240. City of Imperial logo shall be provided by the city prior to ordering. Letter height and style shall be coordinated with City of Imperial prior to ordering. Color and finish shall be approved by City of Imperial prior to ordering. Install per manufacturer's specifications. See Detail 3.
8	**Seatwall** (18" high) shall be split face block (6x8x8) construction with pre cast concrete cap. Split face block shall be LA Pitz color as manufactured by HOH Block & Brick, Inc. Phone: (619) 460-5101. Pre cast concrete cap shall be 24" radius cap Model: CT-3 WALL/CATALINA/ANACAPA CUSTOM as manufactured by QCP. Contact Scott Ulrich at (951) 737-6240. Cap shall be Harvest color with light sand finish. All caps shall have skate indentations. See Detail 6.
9	**Chain link Fence** (42" high) per Civil Engineers Drawings
10	**Future Perimeter Fence or Block Wall**: Not a part of this project
11	**Future Restroom** for bus drivers only. Not a part of this project
12	**Future Sunshut or 4-sided Cover**. Not a part of this project
13	**Informative Kiosk** (1 Total) [illegible]

FLATWORK SCHEDULE

A	Color Concrete with 20'x20' diagonal saw cuts and light broom finish. Concrete color shall be Davis Colors Tuscolux 418. Contract installation details, thickness, drainage and expansion joints shall be per Civil Engineers Drawing.
B	Color Concrete Shiner Band (18" wide) with light broom finish. Concrete color shall be Davis Colors Western Gold 3644. Contract installation details, thickness, drainage and expansion joints shall be per Civil Engineer's Drawing.
C	Color Concrete with saw cuts and light broom finish. Concrete color shall be Davis Colors Willow Green 3376. Contract installation details, thickness, drainage and expansion joints shall be per Civil Engineers Drawing.
D	Plain Gray Concrete with saw cuts and light broom finish. Concrete installation details, thickness, drainage and expansion joints shall be per Civil Engineer's Drawing.
E	Ramp shall be color concrete Davis Colors Willow Green 3376 with light broom finish. Ramp construction per Civil Engineer's Drawing.
F	Ramp shall be plain gray concrete with light broom finish. Ramp construction per Civil Engineer's Drawing.
G	Decomposed Granite (2" deep) shall be Desert Gold as available from KRC Rock, Inc. Phone (760) 744-1030. Install with [illegible] fabric. See Detail 4.

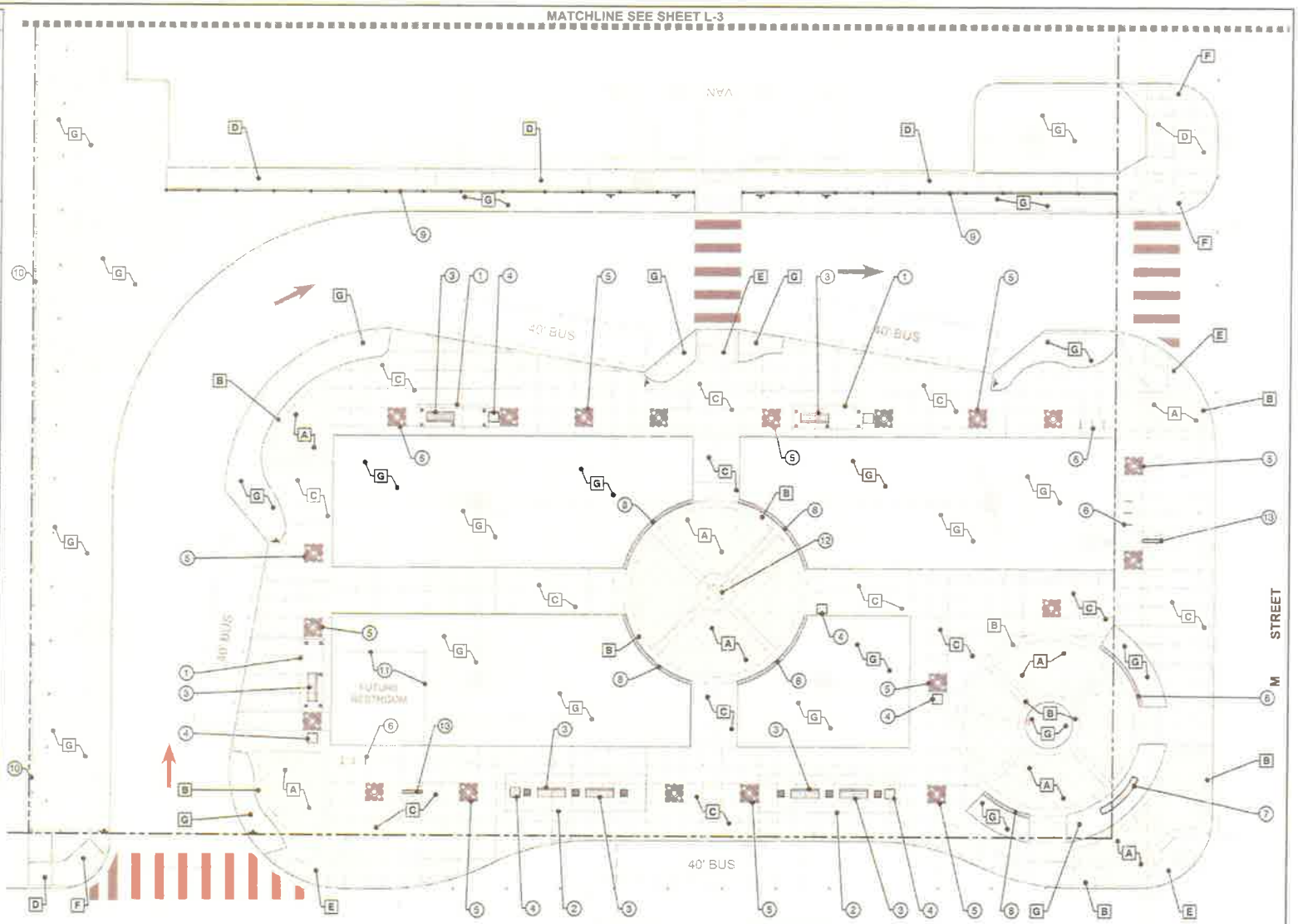

SCALE: 1"=10'-0"

SHEET L-4, L-5, L-6 AND L-7 FOR HARDSCAPE DETAILS

TESHIMA DESIGN GROUP
LANDSCAPE ARCHITECTURE • LAND PLANNING
[illegible] BUSINESSPARK AVE. SUITE [illegible] • SAN DIEGO, CA [illegible]

TDG JOB NO. 15-07

DATE: 2-2-18

NO.	REVISIONS	APPROVED	DATE

UNAUTHORIZED CHANGES & USES: The engineer preparing these plans will not be responsible for any loss or unauthorized changes to or uses of these plans. All changes to the plans must be in writing and must be approved by the preparer of these plans.

PSOMAS
401 B Street, Suite 1600
San Diego, CA 92101
(619) 881-2800 (619) 881-2281 fax
www.psomas.com

CITY OF IMPERIAL
420 South Imperial Avenue
Imperial, CA 92251
Ph: (760) 355-3840 • Fax: (760)355-4718

COMMUNITY DEVELOPMENT DEPARTMENT

HARDSCAPE PLAN

IMPERIAL TRANSIT PARK

DATE: 09/31/2017

L-2

SHEET 10 OF 30 SHEETS

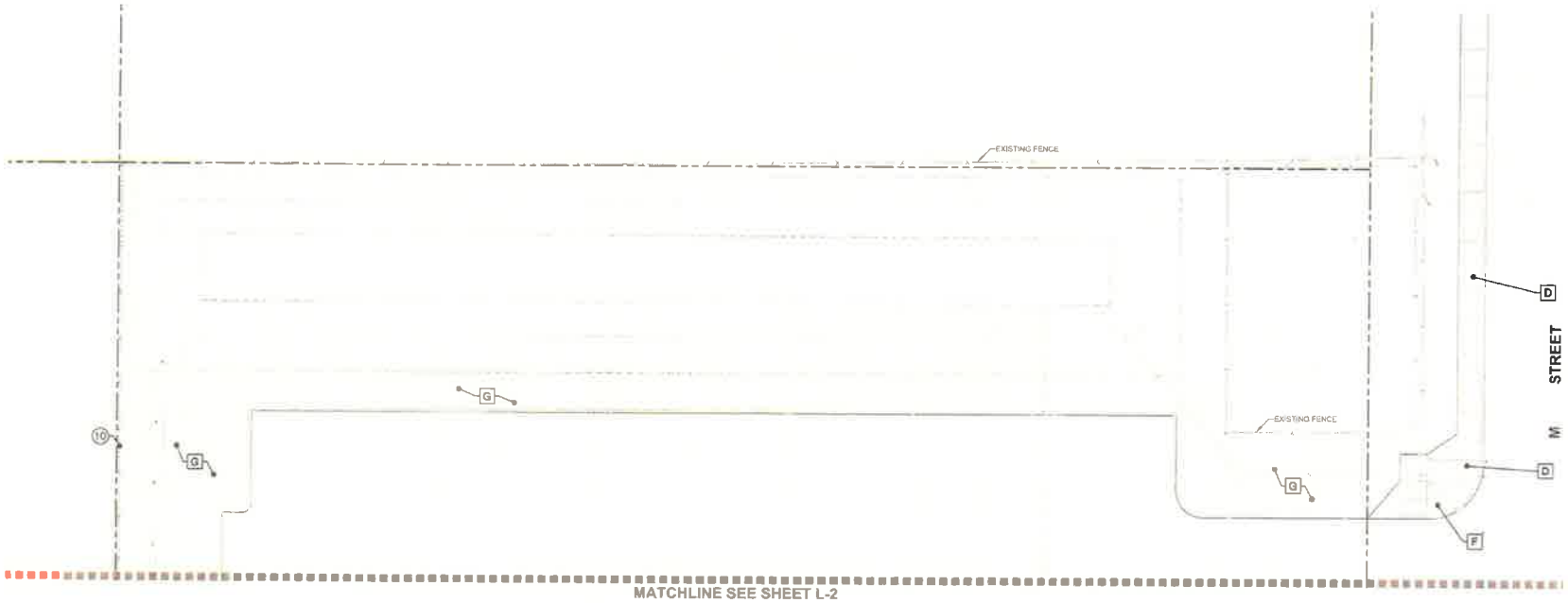

SEE SHEET L-4, L-5, L-6 AND L-7 FOR HARDSCAPE DETAILS
SEE SHEET L-2 FOR SITE AMENITIES SCHEDULE
SEE SHEET L-2 FOR SITE FLAT WORK SCHEDULE

TESHIMA DESIGN GROUP
LANDSCAPE ARCHITECTURE • LAND PLANNING

TDG JOB NO. 15-07 DATE: 2-2-18

NO	REVISIONS	APPROVED	DATE

PSOMAS
401 B Street, Suite 1500
San Diego, CA 92101
(619) 951-2800 (619) 961-2392 fax
www.psomas.com

CITY OF IMPERIAL
420 South Imperial Avenue
Imperial, CA 92251
Ph: (760) 355-3840 • Fax: (760)355-4718

COMMUNITY DEVELOPMENT DEPARTMENT

HARDSCAPE PLAN
IMPERIAL TRANSIT PARK
DATE: 09/31/2017

L-3
SHEET 11 OF 30 SHEETS

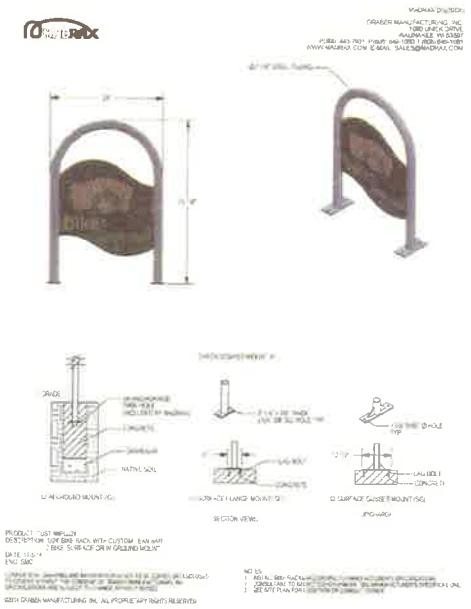

NOTES:
1. AVAILABLE FROM GRABER MANUFACTURING INC. PHONE (866) 440-7001
2. DETAILS AS PROVIDED BY MANUFACTURER
3. INSTALL PER MANUFACTURER'S SPECIFICATIONS
4. COLOR AND FINISH SHALL BE APPROVED BY THE CITY OF IMPERIAL
5. MATERIAL VALLEY TRANSIT TRASH ID CI-31-IRAU
6. SEE TOWN TO COMMUNITY SLAB

1 BIKE RACK

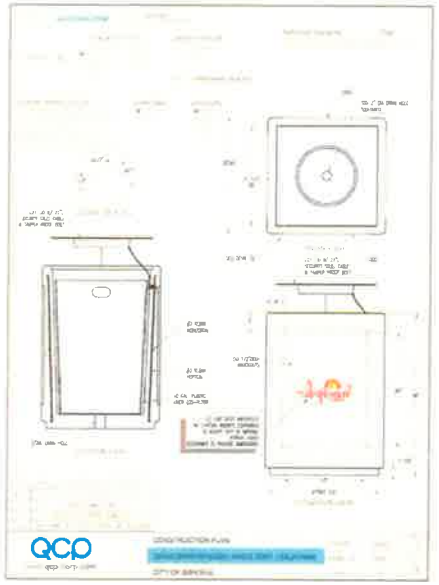

NOTES:
1. AVAILABLE FROM QCP CONTACT SCOTT CLINCH PHONE 951-757-5124
2. DETAILS AS PROVIDED BY MANUFACTURER
3. INSTALL PER MANUFACTURER'S SPECIFICATIONS
4. COLOR AND FINISH SHALL BE APPROVED BY THE CITY OF IMPERIAL
5. CITY OF IMPERIAL MATERIALS SHALL BE PROVIDED BY THE CITY

2 TRASH RECEPTACLE

NOT TO SCALE



NOTES:
1. AVAILABLE FROM QCP CONTACT SCOTT CLINCH PHONE 951-757-5124
2. DETAILS AS PROVIDED BY MANUFACTURER
3. INSTALL PER MANUFACTURER'S SPECIFICATIONS
4. COLOR AND FINISH SHALL BE APPROVED BY THE CITY OF IMPERIAL PRIOR TO ORDERING
5. LETTER HEIGHT AND FONT SHALL BE COORDINATED WITH THE CITY PRIOR TO ORDERING
6. CITY OF IMPERIAL LOGO TO BE PROVIDED BY THE CITY

3 SIGNAGE MONUMENT

NOT TO SCALE

1. DECOMPOSED GRANITE PER PLAN
2. WATER PERMEABLE WEED BARRIER FABRIC SHALL BE DEWITT WEED BARRIER PRO INSTALL PER MANUFACTURER'S RECOMMENDATIONS WITH MINIMUM OF 3" OVERLAP AT SEAMS AND STAPED AT 4' O.C. WEED BARRIER FABRIC AS AVAILABLE FROM HYDRO SCAPE IRRIGATION AND LANDSCAPE SUPPLIES. CONTACT LARRY HALL AT [illegible] ALLOW 14 DAYS LEAD TIME WHEN ORDERING
3. UNDISTURBED NATIVE SOIL
4. FINISH GRADE

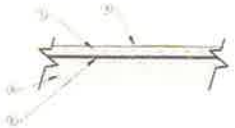

4 DECOMPOSED GRANITE WITH WEED CONTROL FABRIC

NOT TO SCALE

TESHIMA DESIGN GROUP
LANDSCAPE ARCHITECTURE · LAND PLANNING
[illegible] BUSINESSPARK AVE. SUITE 16 · SAN DIEGO, CA 92123
[illegible]

TDG JOB NO. 15-07 DATE: 2-2-18

NO	REVISIONS	APPROVED	DATE

UNAUTHORIZED CHANGES & USES: The engineer preparing these plans will not be responsible for, or liable for, unauthorized changes to or uses of these plans. All changes to the plans must be in writing and must be approved by the preparer of these plans.

PSOMAS
401 B Street, Suite 1600
San Diego, CA 92101
(619) 961-2800 (619) 961-2392 fax
www.psomas.com

CITY OF IMPERIAL
420 South Imperial Avenue
Imperial, CA 92251
Ph: (760) 355-3840 • Fax: (760)355-4718

COMMUNITY DEVELOPMENT DEPARTMENT

HARDSCAPE DETAILS
IMPERIAL TRANSIT PARK
DATE: 09/21/2017

L-4
SHEET 12 OF 30 SHEETS

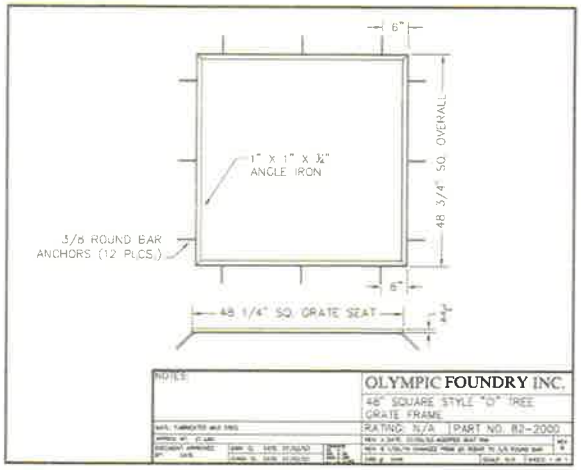

TREE FRAME NOT TO SCALE

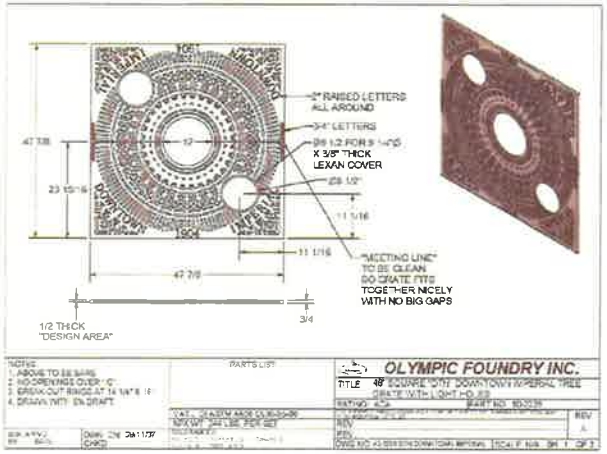

TREE GRATE NOT TO SCALE

1. 3/8"X 1"X 3" CONCRETE ANCHORS, 45 DEG. BEND, 6" IN, 18" O.C. (TYP).
2. TREE GRATE
3. CONCRETE SLAB CONSTRUCTION BY OTHERS.
4. 3" OF PEA GRAVEL
5. NATURAL SOIL
6. 1"X 1"X 1/4" FRAME

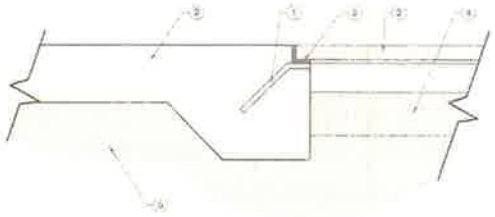

TREE GRATE AND FRAME (SECTION) SCALE 3" = 1'-0"

NOTE:
1. AVAILABLE FROM OLYMPIC FOUNDRY INC. CONTACT RENAE GREEN PHONE (206) 764-6101
2. DETAILS AS PROVIDED BY MANUFACTURER
3. INSTALL PER MANUFACTURER'S SPECIFICATIONS
4. COLOR AND FINISH SHALL BE APPROVED BY THE CITY OF IMPERIAL PRIOR TO ORDERING

5 TREE GRATE AND FRAME

NOT TO SCALE

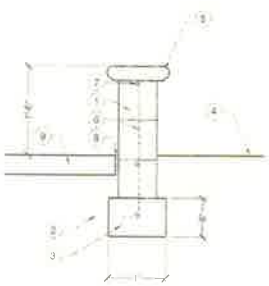

1. 8"X8"X8" SPLIT FACE BLOCK (COLOR LA PAZ). SPLIT FACE BLOCK AS AVAILABLE FROM RCP BLOCK & BRICK, INC.
2. 95% COMPACTED SUB-GRADE.
3. CONCRETE FOOTING WITH #4 BAR CONTINUOUS
4. FINISH GRADE
5. PRE-CAST CONCRETE CAP. PRODUCT NUMBER CT 3, WALL/CATALINA/ANACAPA CUSTOM AS AVAILABLE FROM OCP. CAP SHALL BE HARVEST COLOR WITH LIGHT SAND BLAST FINISH. ALL CAPS SHALL HAVE SKATE INDENTATIONS
6. #4 BAR VERTICAL @ 24" O.C. SOLID GROUT AT CELLS
7. #4 BAR HORIZ. @ 16" O.C. BOND BEAM SOLID GROUT.
8. EXPANSION JOINT BY OTHERS
9. CONCRETE SLAB CONSTRUCTION BY OTHERS

6 SEATWALL

SCALE: 1"=1'-0"

P.O. Box 22326
Lincoln, NE 68542

AVONDALE BACKED BENCH — PRODUCT NO. AV1-1011-RP

*Available in powder coat and DuraCoat finishes

MATERIAL LIST
(1) Seat Slats - 2 x 4 Recycled Plastic Slats
(2) Seat Supports - 5/16" x 1 1/2" Steel Flat Bar
(3) Support Pipes - O.D. 3.15" x .133" Steel Pipe
(4) End Unit - 1 1/4" Cast Iron With 9/16" Mounting Holes
(5) Armrest - 1 1/4" Cast Iron
(6) Mounted with Four O.D. 1/2" x 4.5" Stainless Steel Anchor Bolts (Customer Supplied)

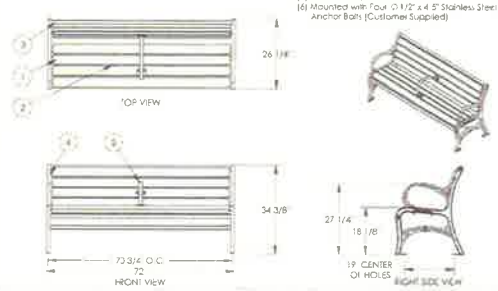

NOTE:
1. AVAILABLE FROM SITESCAPES, INC. CONTACT BRITNY BRICHACEK, PHONE (531) 333 0140
2. DETAILS AS PROVIDED BY MANUFACTURER
3. INSTALL PER MANUFACTURER'S SPECIFICATIONS
4. COLOR SHALL BE APPROVED BY THE CITY OF IMPERIAL AND IMPERIAL VALLEY TRANSIT PRIOR TO ORDERING
5. BOLT DOWN TO CONCRETE SLAB

7 BACKED BENCH

NOT TO SCALE



NOTE:
1. AVAILABLE FROM TEAM MANUFACTURING COMPANIES, PHONE (866) 436-8265
2. DETAILS AS PROVIDED BY MANUFACTURER
3. INSTALL PER MANUFACTURER SPECIFICATIONS
4. BOLT DOWN TO CONCRETE SLAB
5. PAINT COLOR SHALL BE AS APPROVED BY CITY OF IMPERIAL AND IMPERIAL VALLEY TRANSIT

10 INFORMATION KIOSK

NOT TO SCALE

TESHIMA DESIGN GROUP
LANDSCAPE ARCHITECTURE · LAND PLANNING
9961 BUSINESSPARK AVE. SUITE 100 · SAN DIEGO, CA 92131
PH 858 695-0400 FAX 858 695-0402

TDG JOB NO. 15-07 DATE: 2-2-18

NO.	REVISIONS	APPROVED	DATE

UNAUTHORIZED CHANGES & USES: The engineer preparing these plans will not be responsible for, or liable for, unauthorized changes to or uses of these plans. All changes to the plans must be in writing and must be approved by the preparer of these plans.

PSOMAS
401 B Street, Suite 1600
San Diego, CA 92101
(619) 881-2800 (619) 881-2392 fax
www.psomas.com

CITY OF IMPERIAL
420 South Imperial Avenue
Imperial, CA 92251
Ph: (760) 355-3840 • Fax: (760)355-4718

COMMUNITY DEVELOPMENT DEPARTMENT

HARDSCAPE DETAILS
IMPERIAL TRANSIT PARK
DATE: 09/31/2017

L-5

SHEET 13 OF 30 SHEETS

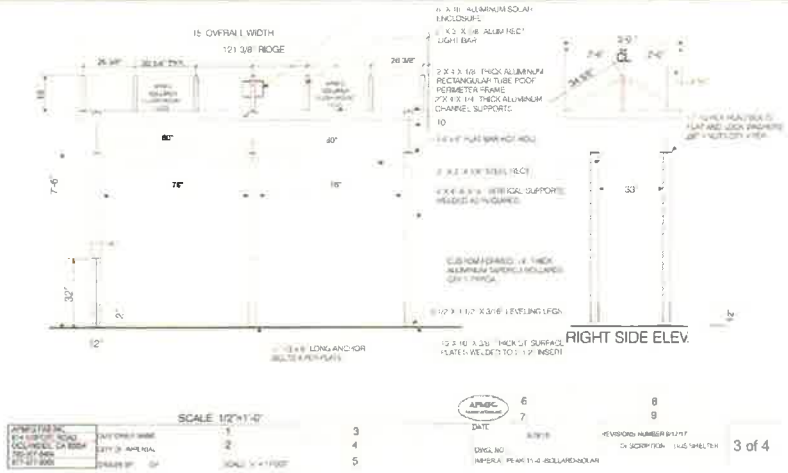

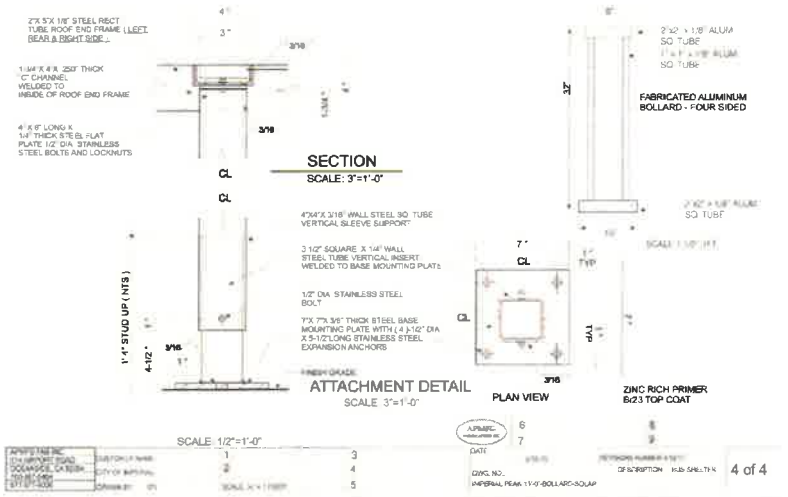

8

BUS SHELTER

NOT TO SCALE

TESHIMA DESIGN GROUP
LANDSCAPE ARCHITECTURE · LAND PLANNING

TDG JOB NO. 15-07 DATE: 2-2-18

L-6

NO.	REVISIONS	APPROVED	DATE

UNAUTHORIZED CHANGES & USES: The engineer preparing these plans will not be responsible for or liable for unauthorized changes to or uses of these plans. All changes to the plans must be in writing and must be approved by the preparer of these plans.

PSOMAS
401 B Street, Suite 1600
San Diego, CA 92101
(619) 881-2800 (619) 881-2392 fax
www.psomas.com

CITY OF IMPERIAL
420 South Imperial Avenue
Imperial, CA 92251
Ph: (760) 355-3840 • Fax: (760)355-4718

COMMUNITY DEVELOPMENT DEPARTMENT

HARDSCAPE DETAILS

IMPERIAL TRANSIT PARK

DATE: 08/31/2017

SHEET 14 OF 30 SHEETS

City of Imperial
Custom 30ft Peak x 8ft Walking Path Shade Shelter

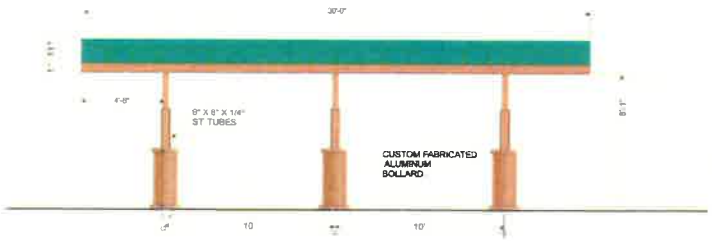

ZINC RICH PRIMER
Br23 TOP COAT BRONZE

1-2

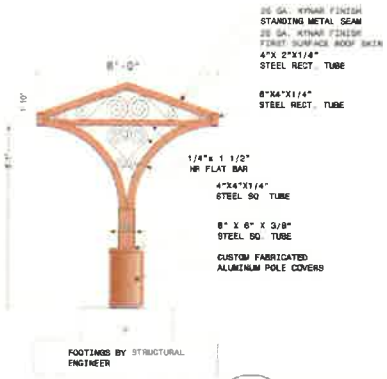

ZINC RICH PRIMER
Br23 TOP COAT BRONZE

1-2

NOTE: STRUCTURAL ROOF

ZINC RICH PRIMER
Br23 TOP COAT

2

NOTES:
1. AVAILABLE FROM APMFG FABRICATORS, INC. CONTACT ORLANDO VARGAS PHONE (760) 387-8484
2. DETAILS AS PROVIDED BY MANUFACTURER
3. INSTALL PER MANUFACTURER'S SPECIFICATIONS
4. CONTRACTOR SHALL PROVIDE SHOP DRAWINGS FROM MANUFACTURER PRIOR TO ORDERING FOR APPROVAL
5. PAINT COLOR SHALL BE AS APPROVED BY CITY OF IMPERIAL AND IMPERIAL VALLEY TRANSIT
6. INSTALL WITH SOLAR PANELS
7. FOOTING PER STRUCTURAL ENGINEER AND MANUFACTURER'S SPECIFICATIONS
8. GENERAL CONTRACTOR SHALL HIRE A STRUCTURAL ENGINEER TO PROVIDE FOOTING CALCULATIONS

9

SHADE STRUCTURE

NOT TO SCALE

TESHIMA DESIGN GROUP
LANDSCAPE ARCHITECTURE • LAND PLANNING

TDG JOB NO. 15-07

DATE: 2-2-18

NO.	REVISIONS	APPROVED	DATE

UNAUTHORIZED CHANGES & USES: The engineer preparing these plans will not be responsible for, or liable for, unauthorized changes to or uses of these plans. All changes to the plans must be in writing and must be approved by the preparer of these plans.

PSOMAS
401 B Street, Suite 1600
San Diego, CA 92101
(619) 881-2800 (619) 881-2382 fax
www.psomas.com

CITY OF IMPERIAL
420 South Imperial Avenue
Imperial, CA 92251
Ph: (760) 355-3840 • Fax: (760)355-4718

COMMUNITY DEVELOPMENT DEPARTMENT

HARDSCAPE DETAILS
IMPERIAL TRANSIT PARK
DATE: 09/31/2017

L-7

SHEET 15 OF 30 SHEETS

MATCHLINE SEE SHEET L-9

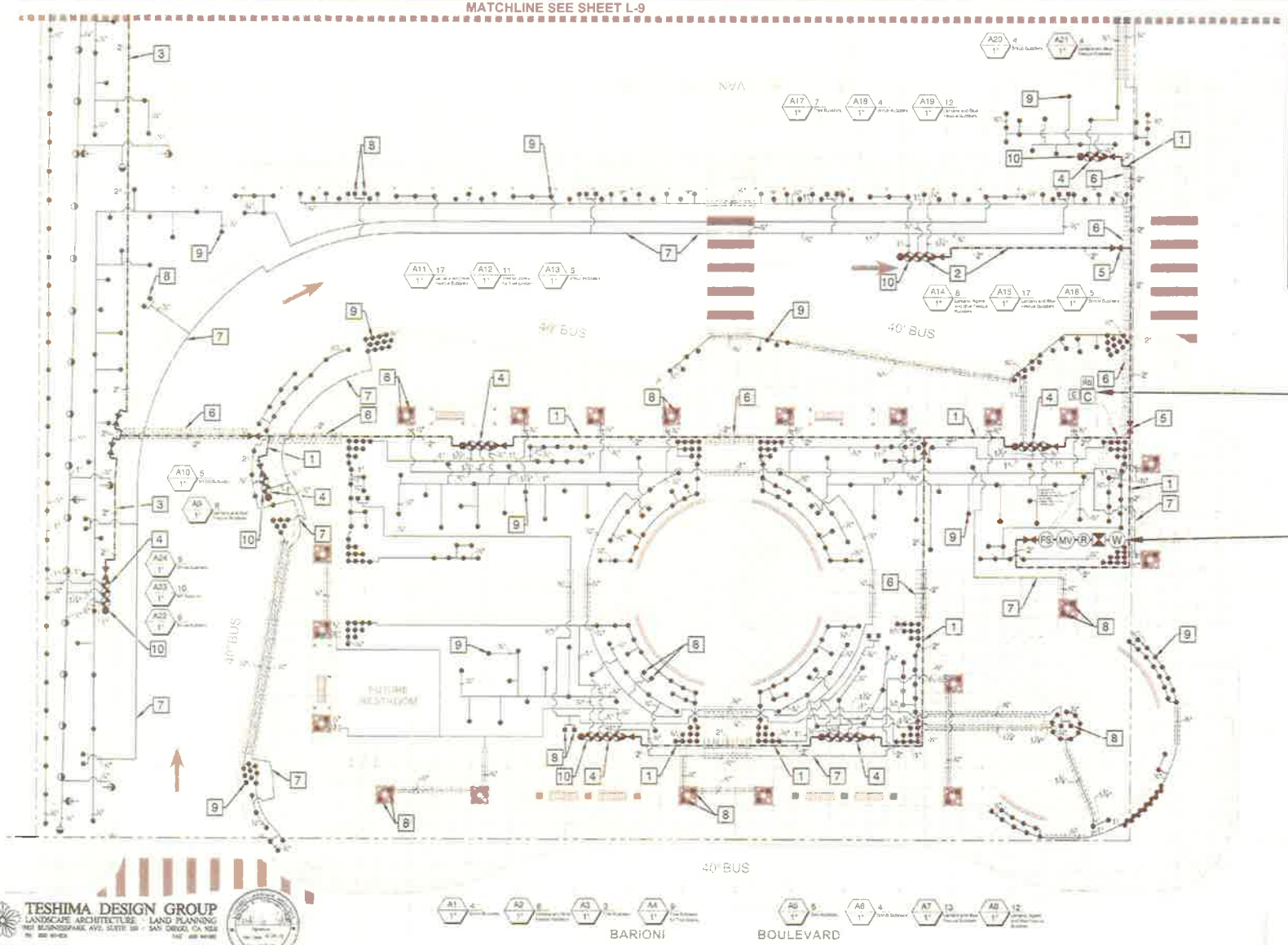

IRRIGATION SCHEDULE

1	Install mainline in the planter area 18" from edge of concrete.
2	Mainline and remote control valves shown in hardscape for clarity only. Install irrigation mainline and remote control valves in the planter area at 18" from back of curb. See Details B and C for remote control valve manifold installation.
3	Install mainline in the planter area 18" from back of curb
4	Install remote control valve manifold per Details B and C
5	Ball valve shown in hardscape for clarity only. Install ball valve in the planter area (typ).
6	Wire Sleeve (typ)
7	Lateral lines shown in hardscape for clarity only. Install all lateral lines in the planter areas (Typ).
8	Tree Bubbler location shown is approximate. See Planting Plan for exact tree location. See Detail M Install (2) bubblers at each tree location. Install both bubblers on 6" pop-up bodies.
9	Install (1) bubbler on a 6" pop-up body at each shrub. Shrub location shown is approximate. See Planting Plan for exact shrub location. See Detail M
10	Provide (2) two extra control wires and (1) extra common wire to the end of the mainline run. Install wires with water proof splices, 3M part number DBRY-6 distributed by Paige electric in a 10" round valve box with a can lid.

IRRIGATION CONTROLLER

CONTRACTOR SHALL INSTALL (1) HUNTER I-CORE IC-4200 PEDESTAL CONTROLLER IN A STAINLESS STEEL PEDESTAL ENCLOSURE. INSTALL IN THE DECOMPOSED GRANITE AREA ADJACENT TO CONCRETE WALK. FINAL LOCATION OF CONTROLLER SHALL BE APPROVED BY AUTHORIZED CITY REPRESENTATIVE PRIOR TO INSTALLATION. CONTRACTOR SHALL PROVIDE 120 VOLT ELECTRICAL SERVICE TO CONTROLLER PER MANUFACTURER RECOMMENDATIONS. INSTALL WITH HUNTER SOLAR SYNC DEVICE

POINT OF CONNECTION INFORMATION

Water Meter	1" Pulsible Rotor Meter per Civil Engineer
Controller Type	Hunter I-Core Controller, Model IC-4200-PEDSS Install with Hunter SOLAR SYNC SLN
Backflow Device	1-1/2" Febco 825Y
Static Pressure	65 psi
Peak Flow	17 gpm
Stations Available	40
Stations Used	29

SEE SHEET L-10 FOR IRRIGATION LEGEND
SEE SHEET L-9 FOR IRRIGATION NOTES
SEE SHEET L-11, L-12 AND L-13 FOR DETAILS

N
W E
S
SCALE: 1"=10'-0"

TESHIMA DESIGN GROUP
LANDSCAPE ARCHITECTURE · LAND PLANNING
1901 MISSISSIPPI AVE. SUITE 100 · SAN DIEGO, CA 92108
TDG JOB NO. 15-07 DATE: 2-2-18

L-8

NO.	REVISIONS	APPROVED	DATE

UNAUTHORIZED CHANGES & USES: The engineer preparing these plans will not be responsible for, or liable for, unauthorized changes to or uses of these plans. All changes to the plans must be in writing and must be approved by the preparer of these plans.

PSOMAS
401 B Street, Suite 1600
San Diego, CA 92101
(619) 961-2800 (619) 961-2392 fax
www.psomas.com

CITY OF IMPERIAL
420 South Imperial Avenue
Imperial, CA 92251
Ph: (760) 355-3840 • Fax: (760)355-4718

COMMUNITY DEVELOPMENT DEPARTMENT

IRRIGATION PLAN AND SCHEDULE
IMPERIAL TRANSIT PARK
DATE: 09/31/2017

SHEET 16 OF 30 SHEETS

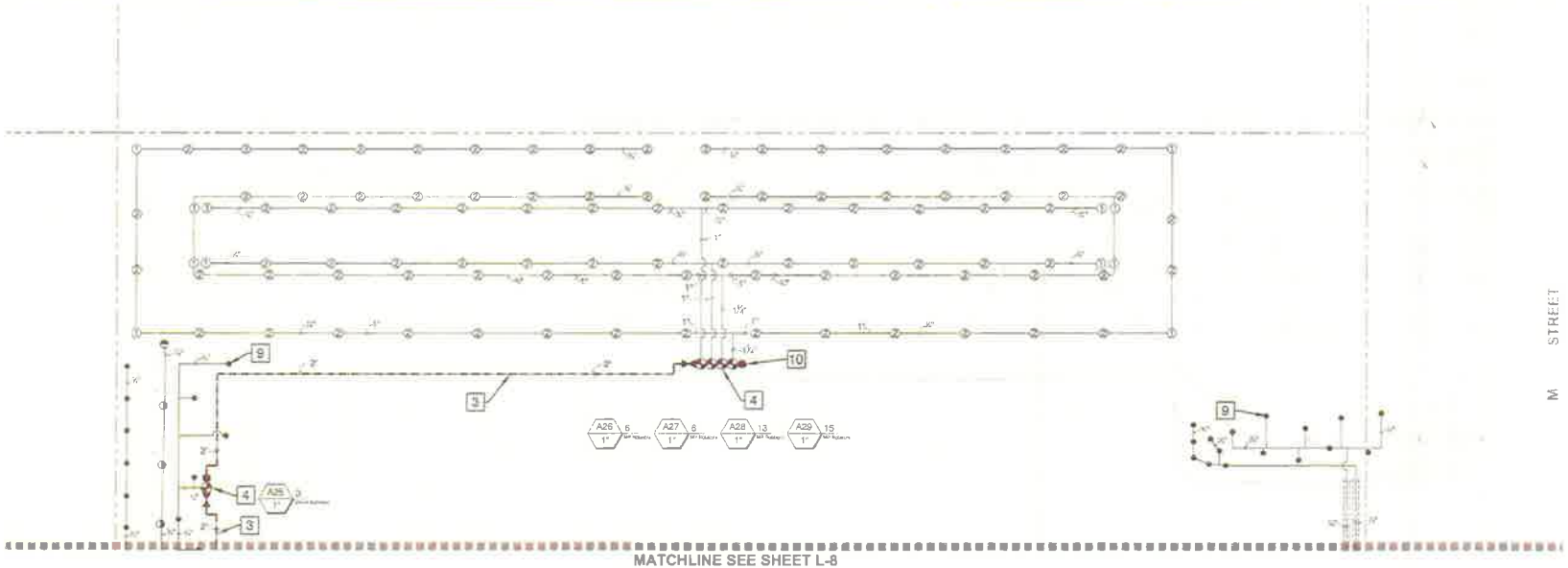

MATCHLINE SEE SHEET L-8

IRRIGATION NOTES

1. ALL LOCAL MUNICIPAL AND STATE LAWS, RULES AND REGULATIONS GOVERNING OR RELATING TO ANY PORTION OF THIS WORK ARE HEREBY INCORPORATED INTO AND MADE A PART OF THESE SPECIFICATIONS AND THEIR PROVISIONS SHALL BE CARRIED OUT BY THE CONTRACTOR
2. THE CONTRACTOR SHALL VERIFY THE LOCATIONS OF ALL EXISTING UTILITIES, STRUCTURES AND SERVICES BEFORE COMMENCING WORK. THE LOCATIONS OF UTILITIES, STRUCTURES AND SERVICES SHOWN IN THESE PLANS ARE APPROXIMATE ONLY. ANY DISCREPANCIES BETWEEN THESE PLANS AND ACTUAL FIELD CONDITIONS SHALL BE REPORTED TO THE OWNER'S REPRESENTATIVE.
3. THE CONTRACTOR SHALL OBTAIN ALL NECESSARY PERMITS REQUIRED TO PERFORM THE WORK INDICATED HEREIN BEFORE BEGINNING WORK. THE CONTRACTOR SHALL OBTAIN THE PERTINENT ENGINEERING OR ARCHITECTURAL PLANS AND AS-BUILT DRAWINGS BEFORE BEGINNING WORK.
4. CONTRACTOR SHALL COORDINATE ALL IRRIGATION LINES AND CONTROLLER WIRES WITH PROPOSED LOCATIONS OF PLANT MATERIAL AND ROOT BARRIERS PRIOR TO INSTALLATION. ALL IRRIGATION SLEEVES SHALL BE COORDINATED AND INSTALLED PRIOR TO INSTALLATION OF ANY PAVING, WALL FOOTINGS / FOUNDATIONS, CURBS AND ETC.
5. THIS DESIGN IS DIAGRAMMATIC. ALL EQUIPMENT SHOWN IN PAVED AREAS IS FOR DESIGN CLARITY ONLY AND IS TO BE INSTALLED WITHIN PLANTING AREAS AS NECESSARY.
6. DO NOT WILLFULLY INSTALL ANY EQUIPMENT AS SHOWN ON THE PLANS WHEN IT IS OBVIOUS IN THE FIELD THAT UNKNOWN CONDITIONS EXIST THAT WERE NOT EVIDENT AT THE TIME THESE PLANS WERE PREPARED. ANY SUCH CONDITIONS SHALL BE BROUGHT TO THE ATTENTION OF THE CONSTRUCTION MANAGER PRIOR TO ANY WORK OR THE IRRIGATION CONTRACTOR SHALL ASSUME ALL RESPONSIBILITY FOR ANY FIELD CHANGES DEEMED NECESSARY BY THE OWNER
7. INSTALL ALL EQUIPMENT AS SHOWN IN THE DETAILS AND SPECIFICATIONS. CONTRACTOR SHALL BE RESPONSIBLE TO COMPLY WITH CITY OF IMPERIAL, COUNTY AND STATE REQUIREMENTS FOR BOTH EQUIPMENT AND INSTALLATION
8. ALL LATERALS, MAINLINE AND WIRE UNDER PEDESTRIAN PAVED AREAS TO BE INSTALLED IN A SCH. 40 SLEEVE TWICE THE DIAMETER OF THE PIPE CARRIED. ALL LATERALS, MAINLINE AND WIRE UNDER VEHICLE PAVED AREAS TO BE INSTALLED IN A SCH. 80 SLEEVE TWICE THE DIAMETER OF THE PIPE CARRIED. ALL WIRE UNDER PAVED AREAS TO BE INSTALLED IN A SCH. 40 SLEEVE THE SIZE REQUIRED TO EASILY PULL WIRE THROUGH. ALL SLEEVES TO BE INSTALLED WITH A MINIMUM DEPTH AS SHOWN ON THE SLEEVING DETAILS. SLEEVES TO EXTEND AT LEAST 12" PAST THE EDGE OF THE PAVING. ALL SLEEVES TO BE AS SHOWN ON THE PLANS
9. ALL HEADS ARE TO BE INSTALLED WITH THE NOZZLE, SCREEN AND ARCS SHOWN ON THE PLANS. ALL HEADS ARE TO BE ADJUSTED TO PREVENT OVERSPRAY ONTO BUILDING WALLS, FENCES AND HARDSCAPE. THIS INCLUDES, BUT NOT LIMITED TO, ADJUSTMENT OF DIFFUSER PIN OR ADJUSTMENT SCREW, REPLACEMENT OF PRESSURE COMPENSATING SCREENS, RE-PLACEMENT OF NOZZLES WITH MORE APPROPRIATE RADIUS UNITS AND THE REPLACEMENT OF NOZZLES WITH ADJUSTABLE ARC UNITS
10. ALL HEADS INDICATED ON THE PLANS AT A SPACING LESS THAN 70% OF FULL OPEN THROW, AS PER MANUFACTURER'S RECOMMENDATIONS, ARE TO RECEIVE A PCS SCREEN OF APPROPRIATE SIZE TO REDUCE THE RADIUS TO MORE CLOSELY MATCH THE SPACING. REFER TO THE MANUFACTURER'S CHARTS PROVIDED WITH PCS SCREENS FOR SIZING OF SCREENS
11. PROVIDE CLEAN SAND BEDDING AND BACKFILL FOR PRESSURE MAINLINE PIPE (3 IN BELOW AND 6 IN ABOVE PIPE MINIMUM)
12. IRRIGATION SYSTEMS ARE TO BE INSTALLED AS SHOWN ON THE PLANS & IN ACCORDANCE WITH CRITERIA AND STANDARDS OF THE CITY OF IMPERIAL LANDSCAPE STANDARDS MANUAL & OTHER APPLICABLE SITE AS OF THE APPROVED DATE OF THESE PLANS
13. USE VARIABLE ARC NOZZLES AS REQUIRED TO ACHIEVE COMPLETE COVERAGE WITH MINIMAL OVERSPRAY
14. SYSTEMS ARE DESIGNED FOR A MINIMUM OF 30 psi FOR SPRINKLER HEADS
15. ALL LATERAL END RUNS SHALL BE 3/4" Sch. 40 UNLESS OTHERWISE NOTED
16. ALL REMOTE CONTROL VALVES SHALL BE INSTALLED IN VALVE BOXES. ONE VALVE PER BOX. LOCATE ALL REMOTE CONTROL AND QUICK COUPLING VALVES ADJACENT TO WALKS OR CURBS
17. CHECK VALVES SHALL BE INSTALLED AS REQUIRED TO PREVENT ALL LOW HEAD DRAINAGE
18. CONTRACTOR SHALL VERIFY THAT THERE IS ADEQUATE PRESSURE AVAILABLE AT THE SITE FOR THE IRRIGATION SYSTEM TO WORK PROPERLY IDEALLY THERE SHOULD BE 30 POUNDS OF PRESSURE AT LAST HEAD ON EVERY CIRCUIT. DESIGN ASSUMES 88 PSI AT THE POINT OF CONNECTION AS PROVIDED BY THE CITY OF IMPERIAL. SHOULD PRESSURE BE DIFFERENT THEN SHOWN ON THE PLAN CONTRACTOR SHALL NOTIFY LANDSCAPE ARCHITECT FOR INSTRUCTIONS PRIOR TO PROCEEDING WITH INSTALLATION
19. PROVIDE (2) TWO EXTRA CONTROL WIRES AND (1) EXTRA COMMON WIRE TO EACH END OF THE MAINLINE RUN (6 TOTAL). INSTALL WIRES WITH WATER PROOF SPLICES 3M PART NUMBER DBRY-6 DISTRIBUTED BY PAIGE ELECTRIC IN A 10" ROUND VALVE BOX WITH A TAN LID

N
W E
S

SCALE: 1"=10'-0"

SEE SHEET L-10 FOR IRRIGATION LEGEND
SEE SHEET L-8 FOR IRRIGATION SCHEDULE
SEE SHEET L-11, L-12 AND L-13 FOR DETAILS

TESHIMA DESIGN GROUP
LANDSCAPE ARCHITECTURE · LAND PLANNING

TDG JOB NO. 15-07 DATE: 2-2-18

NO.	REVISIONS	APPROVED	DATE

UNAUTHORIZED CHANGES & USES: The engineer preparing these plans will not be responsible for, or liable for, unauthorized changes to or uses of these plans. All changes to the plans must be in writing and must be approved by the preparer of these plans.

PSOMAS
401 B Street, Suite 1500
San Diego, CA 92101
(619) 961-2900 (619) 961-2392 fax
www.psomas.com

CITY OF IMPERIAL
420 South Imperial Avenue
Imperial, CA 92251
Ph: (760) 355-3840 • Fax: (760)355-4718

COMMUNITY DEVELOPMENT DEPARTMENT

IRRIGATION PLAN AND NOTES
IMPERIAL TRANSIT PARK
DATE: 06/31/2017

L-9

SHEET 17 OF 30 SHEETS

EQUIPMENT LEGEND

SYMBOL	DESCRIPTION	MANUF	MODEL	SIZE	NOTES
(W)	Potable Water Meter			1"	By others. See Civil Engineer's Drawings. Approx. where shown. Field verify
	Reduced Pressure Backflow Preventer	Febco	825Y	1-1/2"	Contractor shall install per Wilkins 1-1/2" 975XL(S) mesh Preventer. If one is found to exceed 80 psi, install 25 Psi pressure operated on backflow assembly. See Detail B. Install with Spring like brass mesh mesh backflow enclosure. Enclosure shall be large enough to accommodate backflow assembly. Install per manufacturer's specifications.
	Remote Control Valve	Hunter	ICV-xxxG	Size Per Plan	Install in Valve box with tan color lid per Details B and C
(MV)	Master Control Valve (Brass)	Hunter	[illegible]	1"	Install in valve box with tan color lid per Detail B.
(R)	Pressure Reducing Valve	Wilkins	500 Series	Line Size	Install downstream on backflow assembly if psi is found to exceed 80 psi. See Reduced Pressure Backflow Preventer above
(C)	Controller X	Hunter	I-CORE IC-4200-PED-SS	42-Stations	Install in stainless steel pedestal enclosure. Install with Hunter Solar Sync. Install in the decomposed granite area adjacent to concrete walk. Final location of controller and Solar Sync shall be approved by authorized owner representative prior to installation. Install per manufacturer's specifications. See Detail J. See note below.
(FS)	Flow Sensor	Data Industrial	[illegible]	1"	Data Industrial flow sensor as manufactured by Badger Meter. Contractor to input the K value and Offset value at the controller. Contact Hunter representative for additional information. Install per manufacturer's specifications. See Flow Sensor Detail E.
	Quick Coupler	Rain Bird	44-LRC	1"	Install in 10" Round Valve Box with tan lid per Detail G. Install with ACME threads. Brass lid with letters "QC".
	Ball Valve	[illegible]	WLT-0000-T	Line Size	Install in 10" round valve box with tan lid per Detail A. Plug or hard wire controller into GFI electrical outlet. Location to be determined by Owner.
	Electrical Connection			120 Volt	
NOT SHOWN	Check Valve	[illegible]	[illegible] Series		Install where required to prevent low head drainage.
(RS)	Rain Sensor	Hunter	[illegible]		Mount per manufacturer's specifications on a metal pole. Mount in an area that will be exposed to unobstructed rainfall, but not in the path of sprinkler spray. See Detail K
	Pressurized Mainline	PVC	Class 315	Size Per Plan	Install at 18" depth. See Trenching Detail H. Install trust blocks on mainline at direction changes
	Non-pressurized Lateral	PVC	Sch. 40	Size Per Plan	Install at 12" depth. See Trenching Detail H
	Sleeve	PVC	See Notes	Size Per Plan	**Sleeve under Improvements:** Under Vehicle Paving install mainline, wiring and laterals in separate PVC Sch. 80 sleeves at 36" depth. Under Pedestrian Paving install mainline, wiring and laterals in separate PVC Sch. 40 sleeves at 24" depth. All sleeves shall be twice the diameter of the pipe. Note: where mainline is shown sleeved, install 4 wire sleeve. See Sleeve Detail F
	Controller Station Maximum GPM Valve Size				

NOTE: ALL SPRAY HEADS ARE TO BE EQUIPPED WITH BUILT IN CHECK VALVES. ALL SPRAY HEADS TO BE EQUIPPED WITH A PRESSURE COMPENSATING DEVICE. ALL HEADS ARE TO BE ADJUSTED TO PROVIDE BEST COVERAGE TO THE LANDSCAPED AREA WITHOUT OVER SPRAY ONTO BUILDINGS, WALLS, WALKWAYS AND PAVING.

IRRIGATION SYSTEM IS DESIGNED TO OPERATE ONE VALVE AT A TIME. IF NECESSARY CONTRACTOR CAN COMBINE THE RUN TIME OF SOME VALVES TO ASSURE THE PROPER PERFORMANCE OF THE MASTER VALVE AND THE FLOW SENSOR. (FLOW SENSOR AND MASTER VALVE NEED MORE THEN 2 GPM TO OPERATE PROPERLY). CONTRACTOR CAN SET THE CONTROLLER TO OPERATE TWO OR MORE VALVES AT THE SAME TIME ONLY IF THE TOTAL COMBINED FLOW OF THE VALVES DO NOT EXCEED 20 GPM.

CONTRACTOR SHALL CONTACT HUNTER SPECIFICATION MANAGER, CHRIS ROESINK AT 760.703.2474 AND SHALL SCHEDULE PRE-CONSTRUCTION MEETING TO REVIEW INSTALLATION DETAILS AND SPECIFICATIONS IN FIELD.

IRRIGATION LEGEND

SYMBOL	DESCRIPTION	MANUF	MODEL	PSI	RADIUS	GPM	NOTES
	Shrub/Tree Bubbler	**Hunter**	**PROS-06-PRS30-CV**				**Body Style**
	Shrub Multi-Stream Bubbler		MSBH-25Q	30		0.25	Install all bubblers on 6" pop-up bodies. Use bottom inlet only. See Pop-up Detail L.
	Tree Multi-Stream Bubbler		MSBH-50Q	30		0.50	
	Shrub MP Rotator	**Hunter**	**Pro-Spray**				**Body Style**
	MP Rotator Nozzle - Quarter		PROS-12-PRS30-CV-MP1000-90	30	10 to 13	0.19	Install all heads on 12" pop-up bodies. Use bottom inlet only. See Pop-up Detail L.
	MP Rotator Nozzle - Half		PROS-12-PRS30-CV-MP1000-180	30	10 to 13	0.37	
	MP Rotator Nozzle - MP Strip Strip		PROS-12-PRS30-CV-MP1000-SST	30	4' X 14'	0.22	
	MP Rotator Nozzle - MP Strip Strip		PROS-12-PRS30-CV-MP5000SST	30	4' X 29'	0.44	

PRESSURE CALCULATIONS

PROJECT: IMPERIAL TRANSIT CENTER

LOCATION: [illegible] ST. IMPERIAL, CITY OF IMPERIAL, CA

PRESSURE: [illegible]

DATE OF PRESSURE CHECK: 10-16-17 BY: USA CITY OF EL IMPERIAL

JOB NO.: [illegible]

DRAWING NO.: [illegible]

WATER AUTHORITY: CITY OF IMPERIAL

CALC. DATE: [illegible] BY: [illegible]

VALVE NO. CHECKED: [illegible]

PRESS. AT POC: [illegible] PSI

POC ELEVATION: [illegible] HIGHEST HEAD: [illegible]

PIPE SECTION	PIPE TYPE	PIPE SIZE	PIPE LENGTH	ACCUM. GPM	LOSS ft/100
1	SCH. 40	2"	50'	2.0	[illegible]
2	SCH. 40	2"	50'	4.0	[illegible]
3	SCH. 40	2"	50'	6.0	[illegible]
4	SCH. 40	[illegible]	50'	8.0	[illegible]
5	SCH. 40	[illegible]	10'	10.0	[illegible]
A. TOTAL LATERAL SYSTEM LOSSES					[illegible]

MAINLINE SYSTEM

PIPE SECTION	PIPE TYPE	PIPE SIZE	PIPE LENGTH	ACCUM. GPM	LOSS ft/100
	SCH. 315	2"	150'	10	[illegible]
B. TOTAL MAINLINE SYSTEM LOSSES					[illegible]

MISCELLANEOUS LOSSES SIZE

WATER METER	1"	[illegible]
BACKFLOW PREVENTER	1-1/2"	[illegible]
GATE VALVE	1"	[illegible]
ANCHOR CONTROL VALVE	1"	[illegible]
GATE VALVE	2"	[illegible]
C. TOTAL MISCELLANEOUS LOSSES		[illegible]
D. TOTAL SYSTEM LOSSES (A+B+C)		[illegible]
E. FITTING LOSSES - 10% OF TOTAL LOSSES ( )		[illegible]
F. HEAD LOSS / GAIN IN SYSTEM		
G. MINIMUM REQUIRED PRESSURE AT LAST HEAD		30
H. DESIGN PRESSURE (D+E+F+G)		[illegible]
I. AVAILABLE PSI		65
J. REGIONAL PSI (1 HR)		[illegible]
K. PUMP ADDED		
L. ADJUSTED REGIONAL PSI (J+K)		[illegible]

WATER USE CALCULATIONS

MAXIMUM APPLIED WATER ALLOWANCE CALCULATION - MAWA

MAWA = (ETo)(0.62)[(0.45)(LA) + (0.55)(SLA)]
MAWA = (54.2)(0.62)[(0.45)(23,347) + (0.55)(0)]
MAWA = 548,421 Gallons per Year
MAWA = 548,421 / 748 = 733 HCF (Hundred-Cubic-Feet Per Year)

ESTIMATED TOTAL WATER USE CALCULATION - ETWU

HYDROZONE 1

ETWU = (ETo)(0.62)(PF x PA / IE + SLA)
ETWU = (84.2)(0.62)[(0.2 x 6,196 / 0.75 + 0)]
ETWU = 170,923 Gallons per Year
ETWU = 170,923 / 748 = 228 HCF (Hundred-Cubic-Feet Per Year)

HYDROZONE 2

ETWU = (ETo)(0.62)(PF x PA / IE + SLA)
ETWU = (84.2)(0.62)[(0.3 x 15,101 / 0.85 + 0)]
ETWU = 279,319 Gallons per Year
ETWU = 279,319 / 748 = 373 HCF (Hundred-Cubic-Feet Per Year)

TOTAL FOR ALL HYDROZONES

ETWU = HYDROZONE 1 + HYDROZONE 2
ETWU = 170,923 + 279,319
ETWU = 450,242 Gallons per Year
ETWU = 450,242 / 748 = 601 HCF (Hundred-Cubic-Feet Per Year)

CONCLUSION

The **ETWU (450,242 gallons per year)** is less than **MAWA (548,421 gallons per year)**. The water budget for Imperial Transit Center complies with MWA.

LEGEND

SYMBOL	DESCRIPTION
	HYDROZONE 1 Plant Material - Ornamental drought tolerant/low water use plants Plant Coefficient (PF) - 0.2 Annual Yearly Evapotranspiration (ETo) - 84.2 Landscape Area (HA) - 6,196 Sq. Ft. Irrigation Type - MP Rotators Irrigation Efficiency (IE) - 0.75
	HYDROZONE 2 Plant Material - Ornamental drought tolerant/low water use plants Plant Coefficient (PF) - 0.3 Annual Yearly Evapotranspiration (ETo) - 84.2 Landscape Area (HA) - 15,101 Sq. Ft. Irrigation Type - Bubbler Irrigation Efficiency (IE) - 0.85

WATER USE CALCULATION

L-10

TESHIMA DESIGN GROUP
LANDSCAPE ARCHITECTURE · LAND PLANNING
[illegible] BUSINESS PARK AVE. SUITE 30 · SAN DIEGO, CA 92128
[illegible] FAX [illegible]

TDG JOB NO. 15-07 DATE: 2-2-18

NO.	REVISIONS	APPROVED	DATE

UNAUTHORIZED CHANGES & USES: The engineer preparing these plans will not be responsible for, or liable for, unauthorized changes to or uses of these plans. All changes to the plans must be in writing and must be approved by the preparer of these plans.

PSOMAS
421 B Street, Suite 1600
San Diego, CA 92101
(619) 881-2800 (619) 881-2882 fax
www.psomas.com

CITY OF IMPERIAL
420 South Imperial Avenue
Imperial, CA 92251
Ph: (760) 355-3840 • Fax: (760)355-4718

COMMUNITY DEVELOPMENT DEPARTMENT

IRRIGATION LEGEND AND WATER USE CALCULATION

IMPERIAL TRANSIT PARK

DATE: 09/31/2017

SHEET 18 OF 30 SHEETS

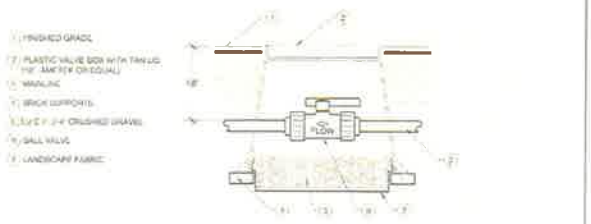

A BALL VALVE

NOT TO SCALE

NOTES:
1. ALL WIRE TO BE INSTALLED AS PER LOCAL CODES USE WATER PROOF WIRE CONNECTOR (DBRY-6
2. COMPACT SOIL AROUND VALVE BOX TO SAME DENSITY AS UNDISTURBED ADJACENT SOIL
3. ALL VALVE BOX LIDS SHALL BE BRANDED WITH CONTROLLER ID AND STATION NUMBER. PROVIDE A STATION NUMBER TAG INSIDE THE VALVE BOX

NOTES
INSTALL PER HUNTER INDUSTRIES SPECIFICATIONS
CONTRACTOR SHALL CONTACT HUNTER SPECIFICATION MANAGER, CHRIS ROESINK AT 760 734 2474 AND SHALL SCHEDULE PRE CONSTRUCTION MEETING TO REVIEW INSTALLATION DETAILS AND SPECIFICATIONS IN FIELD

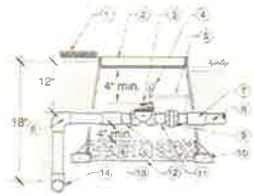

1. FINISHED GRADE (1" BELOW VALVE BOX TOP IN TURF AREAS 2" BELOW VALVE BOX IN SHRUB BEDS
2. TAN PLASTIC RECTANGULAR VALVE BOX WITH LOCKING LID BOX TO BE PLACED AT RIGHT ANGLE TO HARDSCAPE EDGE
3. CONTROL VALVE SEE LEGEND FOR SPEC
4. WATER PROOF WIRE CONNECTOR (3M DBRY 8
5. 18 WIRE LOOP (WRAP 18 TIMES AROUND 1/2" DIA PIPE TO FORM COIL REMOVE PIPE)
6. PVC SCH 40 ELLS (2)
7. PVC SCH 40 SLIP/FIPT ADAPTER (2 REQUIRED)
8. PVC LATERAL LINE - PIPE PER SPECS ANGLE TO SPECIFIED DEPTH WITH 45 ELLS
9. SCH 80 UNION
10. BRICK SUPPORTS (4) ONE AT EACH CORNER
11. 3" SCH 80 NIPPLE TYP (2 TOTAL)
12. LANDSCAPE FABRIC
13. 1 C.F. PEA GRAVEL
14. PVC MAINLINE PIPE FROM BACKFLOW PER SPECS

B MASTER/REMOTE CONTROL VALVE

NOT TO SCALE

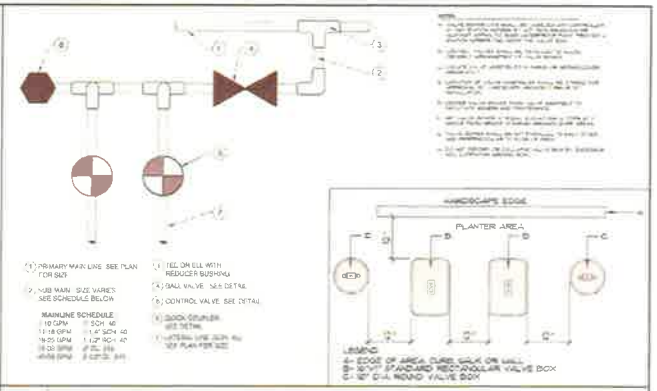

1. PRIMARY MAIN LINE SEE PLAN FOR SIZE
2. SUB MAIN SIZE VARIES SEE SCHEDULE BELOW

MAINLINE SCHEDULE
10 GPM = SCH. 40
11-18 GPM = 1-1/4" SCH 40
19-25 GPM = 1-1/2" SCH 40
26-50 GPM = 2" SCH. 40
400 GPM = 2-1/2" SCH. 40

3. TEE OR ELL WITH REDUCER BUSHING
4. BALL VALVE SEE DETAIL
5. CONTROL VALVE SEE DETAIL
6. QUICK COUPLER SEE DETAIL
7. LATERAL LINE SIZE AS SEE PLAN FOR SIZE

C VALVE MANIFOLD INSTALLATION (TYPICAL)

NOT TO SCALE

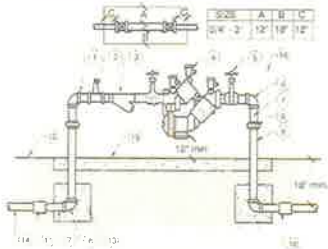

NOTES (14) (11) (7) (6) (3)

CONTRACTOR MAY SUBSTITUTE TYPE K OR L COPPER PIPE FOR BRASS
THIS INSTALLATION IS TYPICAL CLEARANCES SHALL APPLY TO ALL OTHER TYPES OF BACKFLOW PREVENTION DEVICES

1. 2" BRASS NIPPLES (4)
2. PRESSURE REGULATOR
3. Y-STRAINER
4. R.P. BACKFLOW PREVENTER
5. BALL VALVES (2)
6. BRASS ELLS (2)
7. BRASS NIPPLES (4)
8. BRASS UNIONS (2)
9. BRASS RISERS (2)
10. 3 x T SCH. 40 PVC ADAPTER
11. DIELECTRIC ADAPTER
12. FINISHED GRADE
13. CONCRETE FOOTINGS 2 CU. FT. EACH
14. WATER SUPPLY SOLID COPPER LOCATE AS CLOSE TO PROPERTY LINE AS POSSIBLE
15. CONCRETE SLAB 4" THICK
16. STRONG BOX SMOOTH TOUCH VANDAL RESISTANT BACKFLOW ENCLOSURE ENCLOSURE SHALL BE LARGE ENOUGH TO ACCOMMODATE BACKFLOW ASSEMBLY INSTALL PER MANUF. RECOMMENDATIONS

D R.P. BACKFLOW PREVENTER

NOT TO SCALE

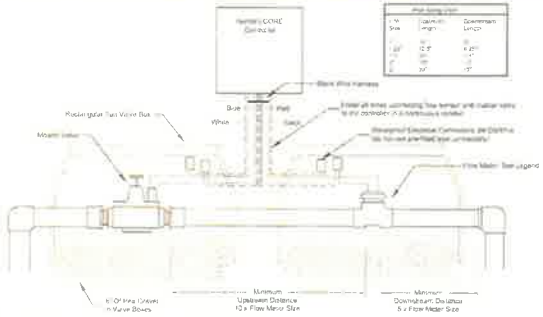

NOTES
CONTRACTOR TO INPUT THE K VALUE AND OFFSET VALUE AT THE CONTROLLER
CONTACT HUNTER REPRESENTATIVE FOR ADDITIONAL INFORMATION. INSTALL PER MANUFACTURER'S SPECIFICATIONS

E FLOW METER

NOT TO SCALE

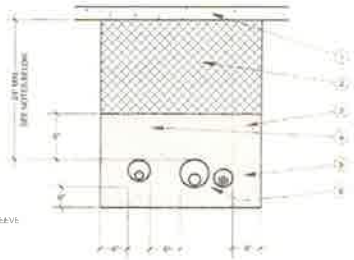

1. HARDSCAPE (TYPICAL)
2. CLEAN BACKFILL - 90% COMPACTION REQUIRED - SEE SPECS
3. SAND (TYPICAL)
4. NON PRESSURE LATERAL LINE IN SLEEVE 24" MINIMUM DEPTH
5. CONTROL WIRE SLEEVE ADJACENT TO MAINLINE SLEEVE
6. PRESSURE SUPPLY LINE IN SLEEVE 24" MINIMUM DEPTH

NOTES
1. All sleeves to be SCH 40 PVC (Sch 80 under roadways)
2. All sleeves shall be 2x the size of the pipe being carried. (ex. sleeve size shall be 2")
3. Extend sleeve 12" beyond edge of hardscape or path ends.
4. During installation tape shown ends of pipes until all laterals and wires have been run

NOTE
ALL PRESSURE MAINLINE UNDER DRIVES SHALL BE BURIED TO A 36" MINIMUM DEPTH

F SLEEVING

NOT TO SCALE

TESHIMA DESIGN GROUP
LANDSCAPE ARCHITECTURE · LAND PLANNING

TDG JOB NO. 15-07 DATE: 2-2-18

NO.	REVISIONS	APPROVED	DATE

UNAUTHORIZED CHANGES & USES: The engineer preparing these plans will not be responsible for, or liable for, unauthorized changes to or uses of these plans. All changes to the plans must be in writing and must be approved by the preparer of these plans

PSOMAS
401 B Street, Suite 1600
San Diego, CA 92101
(619) 881-2800 (619) 881-2392 fax
www.psomas.com

CITY OF IMPERIAL
420 South Imperial Avenue
Imperial, CA 92251
Ph: (760) 355-3840 • Fax: (760)355-4718

COMMUNITY DEVELOPMENT DEPARTMENT

IRRIGATION DETAILS
IMPERIAL TRANSIT PARK
DATE: 09/21/2017

L-11

SHEET 19 OF 30 SHEETS

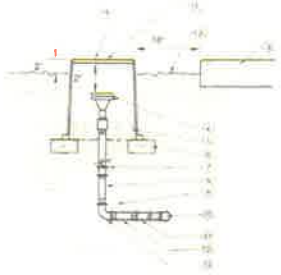

9" DIA. PLASTIC TAN VALVE BOX. BRAND TODO ON LID
INSTALL 2" ABOVE GRADE IN GROUNDCOVER
FINISH GRADE
PAVING OR STRUCTURE
QUICK COUPLER WITH RUBBER CAP
12" DEPTH PEA GRAVEL
INSTALL BOX LEVEL WITH 3 STANDARD BRICKS
RED BRASS COUPLING
RED BRASS RISER
1.2 CU. FT. MIN. CONC. THRUST BLOCK
PVC ELL OR TEE (CONNECTION TO MAINLINE)
(2) RED BRASS STREET ELLS
RED BRASS NIPPLES (2)
RED BRASS ELL
MAINLINE OR COVER

G QUICK COUPLER

NOT TO SCALE

MAINLINE SPECIFICATIONS:
CL 315 FOR 2" OR MORE, SCH 40 FOR 1-1/2" OR LESS

NOTE:
ALL PRESSURE MAINLINE UNDER DRIVES SHALL BE BURIED TO A 36" MINIMUM DEPTH

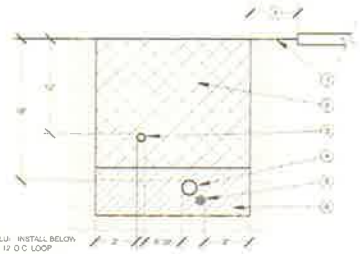

1. FINISH GRADE
2. CLEAN BACKFILL, 90% COMPACTION REQUIRED. SEE SPECS
3. NON PRESSURE LATERAL LINE PER LEGEND
4. PRESSURE SUPPLY LINE PER LEGEND
5. DIRECT BURIAL LOW VOLTAGE CONTROL WIRES (10 BLUE). INSTALL BELOW PRESSURE SUPPLY LINE. BUNDLE AND TAPE WIRES AT 10' O.C. LOOP CONTROL WIRES AT ALL 90 DEGREE CHANGES IN DIRECTION. SPLICING OF WIRE RUNS IS NOT ALLOWED UNLESS APPROVED BY THE OWNER. 14 AWG WIRE FOR FLOW SENSOR AND MASTER VALVE SHALL BE INSTALLED IN A CONTINUOUS ELECTRICAL PVC CONDUIT
6. MAINLINE SHALL BE INSTALLED ON A 6" SAND BED AND COVERED BY 6" OF SAND PRIOR TO ANY OTHER BACKFILL MATERIAL
7. 6" MIN. CLEARANCE FROM HARDSCAPE (MAINLINE ONLY)

NOTES
1. Pipe shall be snaked side to side in trench to allow expansion.

H TRENCHING

NOT TO SCALE

1. LOW VOLTAGE WIRE, 3 MAX
2. OUTER CASE OF CONNECTOR
3. INNER CASE OF CONNECTOR
4. STRIP & TWIST WIRES FOR PROPER CONNETION
5. COPPER SLEEVE CRIMP INSTALLED W/ RECOMMENDED TOOL NOT TO SCALE

NOTE
Install per manufacturer's specifications. Use only 3M DBRY-6 wire connectors.

NOTE
Fill inner case with water proof sealer prior to final assembly. All wire routed between controller and remote control valve shall be a continuous run with no wire splices. Wire splices shall only occur at the remote control valve and controller (again if required.)

NOTES
INSTALL PER HUNTER INDUSTRIES SPECIFICATIONS. CONTRACTOR SHALL CONTACT HUNTER SPECIFICATION MANAGER, CHRIS ROESINK AT 760.703.2474 AND SHALL SCHEDULE PRE-CONSTRUCTION MEETING TO REVIEW INSTALLATION DETAILS AND SPECIFICATIONS IN FIELD

I WIRE CONNECTOR

NOT TO SCALE

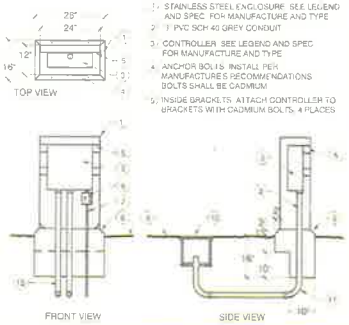

1. STAINLESS STEEL ENCLOSURE. SEE LEGEND AND SPEC. FOR MANUFACTURE AND TYPE
2. 1" PVC SCH 40 GREY CONDUIT
3. CONTROLLER. SEE LEGEND AND SPEC FOR MANUFACTURE AND TYPE
4. ANCHOR BOLTS. INSTALL PER MANUFACTURES RECOMMENDATIONS. BOLTS SHALL BE CADMIUM
5. INSIDE BRACKETS. ATTACH CONTROLLER TO BRACKETS WITH CADMIUM BOLTS. 4 PLACES
6. POWER ON-OFF SWITCH WITH NEMA 3 OFF PLUG SWITCH BOX WITH STAINLESS STEEL COVER PLATE
7. 3/4" SCH 40 GRAY FLUID TIGHT CONDUIT
8. CONCRETE FOUNDATION
9. FINISH GRADE
10. PULL BOX
11. 90 DEG. SWEEP ELL
12. 3" PVC SCH. 40 CONDUIT
13. GROUNDING WIRE CONDUIT, MIN. 1-1/2" GROUND PER ASIC GUIDELINES

NOTES
INSTALL PER HUNTER INDUSTRIES SPECIFICATIONS. CONTRACTOR SHALL CONTACT HUNTER SPECIFICATION MANAGER, CHRIS ROESINK AT 760.703.2474 AND SHALL SCHEDULE PRE-CONSTRUCTION MEETING TO REVIEW INSTALLATION DETAILS AND SPECIFICATIONS IN FIELD

NOTES
INSTALL WITH HUNTER SOLAR SYNC

J IRRIGATION CONTROLLER IN ENCLOSURE

NOT TO SCALE

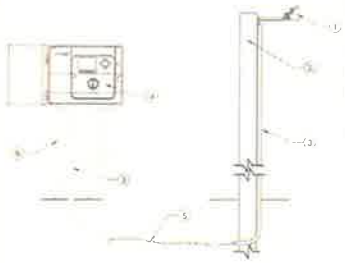

1. MODEL: SOLAR SYNC SENSOR
2. METAL POLE. MOUNT IN LOCATION WHERE SENSOR CAN RECEIVE FULL SUN, IS OPEN TO RAINFALL AND OUT OF SPRINKLER SPRAY PATTERN
3. CONDUIT FOR SOLAR SYNC COMMUNICATION WIRE, TO CONTROLLER OR 12" BELOW GRADE
4. HUNTER I CORE CONTROLLER
5. COMMUNICATION WIRE, 18 2(WIRE TYPE TO MEET INSTALLATION CODE REQUIREMENTS) FROM MODULE TO SENSOR. MAXIMUM TOTAL WIRE DISTANCE 200 FEET
6. POWER SOURCE

NOTES
INSTALL PER HUNTER INDUSTRIES SPECIFICATIONS. CONTRACTOR SHALL CONTACT HUNTER SPECIFICATION MANAGER, CHRIS ROESINK AT 760.703.2474 AND SHALL SCHEDULE PRE-CONSTRUCTION MEETING TO REVIEW INSTALLATION DETAILS AND SPECIFICATIONS IN FIELD

NOTE: DETAIL PROVIDED BY HUNTER INDUSTRIES.

K RAIN SENSOR MOUNTING DETAIL

NOT TO SCALE

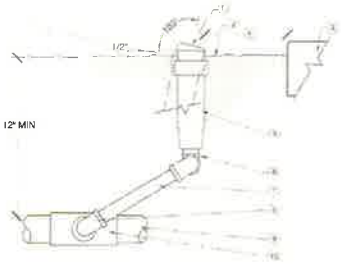

1. INSTALL SPRAY HEAD AT ANGLE FOR MAX. THROW IF IRRIGATING SLOPES
2. FINISH GRADE OF SOIL OR MULCH WHERE OCCURS
3. PAVING OR STRUCTURE
4. SPRAY HEADS: 4" FROM WALKS AND CURBS, 6" FROM STRUCTURES
5. POP UP SPRINKLER/MP ROTATOR WITH PULTAN CHECK VALVE
6. 1/2" MALE X STREET ELL (MPT X FPT)
7. 1/2" SCH. 80 PVC THREADED 6" NIPPLE
8. 1/2" MALE X STREET ELL (MPT X FPT)
9. PVC LATERAL LINE
10. SCH. 40 PVC X X X FPT TEE OR ELL

NOTE
1. Contractor shall install additional anti-drain valves, as required to prevent low head drainage
2. Use pattern lines only
3. Use Teflon Tape on all PVC to PVC connections, no pipe dope allowed

L POP-UP SPRAY HEAD

NOT TO SCALE

TESHIMA DESIGN GROUP
LANDSCAPE ARCHITECTURE · LAND PLANNING
[illegible] BUSINESSPARK AVE. SUITE 101 · SAN DIEGO, CA 92173
[illegible]

TDG JOB NO. 15-07 DATE: 2-2-18

NO.	REVISIONS	APPROVED	DATE

UNAUTHORIZED CHANGES & USES: The engineer preparing these plans will not be responsible for or liable for unauthorized changes to or uses of these plans. All changes to the plans must be in writing and must be approved by the preparer of these plans.

PSOMAS
401 B Street, Suite 1600
San Diego, CA 92101
(619) 961-3800 (619) 961-2332 fax
www.psomas.com

The Imperial Centre

CITY OF IMPERIAL
420 South Imperial Avenue
Imperial, CA 92251
Ph: (760) 355-3840 • Fax: (760)355-4718

COMMUNITY DEVELOPMENT DEPARTMENT

IRRIGATION DETAILS
IMPERIAL TRANSIT PARK
DATE: 09/31/2017

L-12

SHEET 20 OF 30 SHEETS

1. TREE OR SHRUB ROOT BALL
2. BUBBLER HEAD ASSEMBLY ON A 6" POP UP BODY (2 PER TREE AND 1 PER SHRUB). SEE POP UP SPRAY HEAD DETAIL. INSTALL AT THE EDGE OF ROOT BALL. SEE LEGEND FOR NOZZLE AND BODY TYPE
3. FINISH GRADE
4. 2" LAYER OF DECOMPOSED GRANITE

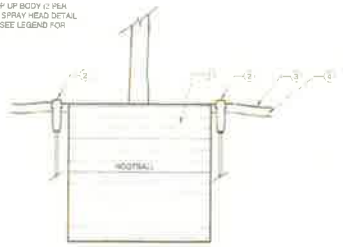

M **TREE AND SHRUB BUBBLER INSTALLATION**

NOT TO SCALE

TESHIMA DESIGN GROUP
LANDSCAPE ARCHITECTURE · LAND PLANNING

TDG JOB NO. 15-07 DATE: 2-2-18

NO.	REVISIONS	APPROVED	DATE

UNAUTHORIZED CHANGES & USES: The engineer preparing these plans will not be responsible for, or liable for, unauthorized changes to or uses of these plans. All changes to the plans must be in writing and must be approved by the preparer of these plans.

PSOMAS
401 B Street, Suite 1600
San Diego, CA 92101
(619) 961-2800 (619) 961-2392 fax
www.psomas.com

CITY OF IMPERIAL
420 South Imperial Avenue
Imperial, CA 92251
Ph: (760) 355-3840 • Fax: (760)355-4718

COMMUNITY DEVELOPMENT DEPARTMENT

IRRIGATION DETAILS
IMPERIAL TRANSIT PARK
DATE: 09/31/2017

L-13

SHEET 21 OF 30 SHEETS

MATCHLINE SEE SHEET L-15

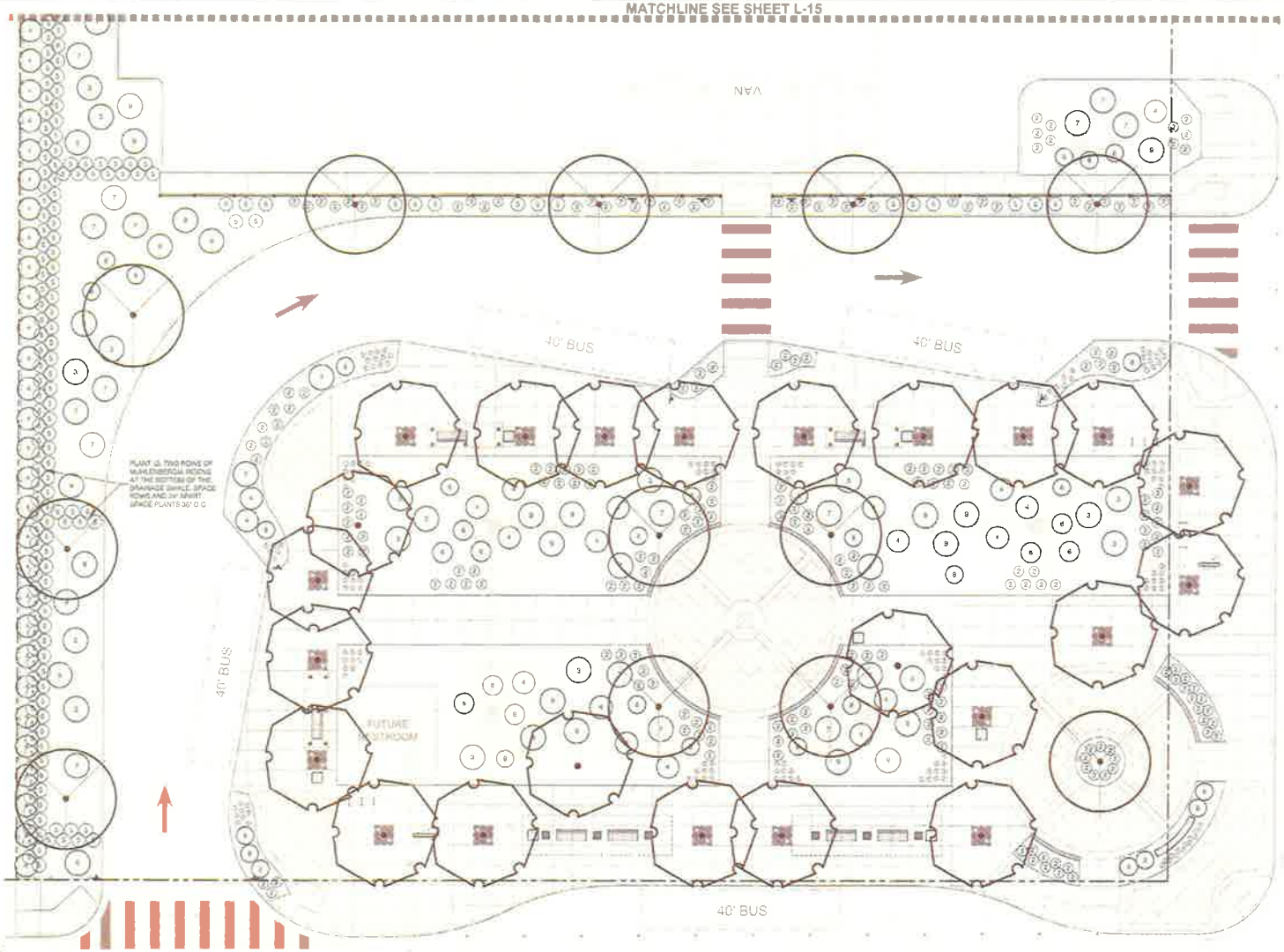

SEE SHEET L-5 FOR PLANT LIST
SEE SHEET L-16 FOR PLANTING NOTES
SEE SHEET L-16 FOR PLANTING DETAILS

N
W E
S
SCALE: 1"=10'-0"

TESHIMA DESIGN GROUP
LANDSCAPE ARCHITECTURE • LAND PLANNING

TDG JOB NO. 15-07 DATE: 2-2-18

L-14

NO.	REVISIONS	APPROVED	DATE

UNAUTHORIZED CHANGES & USES: The engineer preparing these plans will not be responsible for, or liable for, unauthorized changes to or uses of these plans. All changes to the plans must be in writing and must be approved by the preparer of these plans.

PSOMAS
401 B Street, Suite 1600
San Diego, CA 92101
(619) 561-2800 (619) 561-2392 fax
www.psomas.com

CITY OF IMPERIAL
420 South Imperial Avenue
Imperial, CA 92251
Ph: (760) 355-3840 • Fax: (760)355-4718

COMMUNITY DEVELOPMENT DEPARTMENT

PLANTING PLAN
IMPERIAL TRANSIT PARK
DATE: 08/31/2017

SHEET 22 OF 30 SHEETS

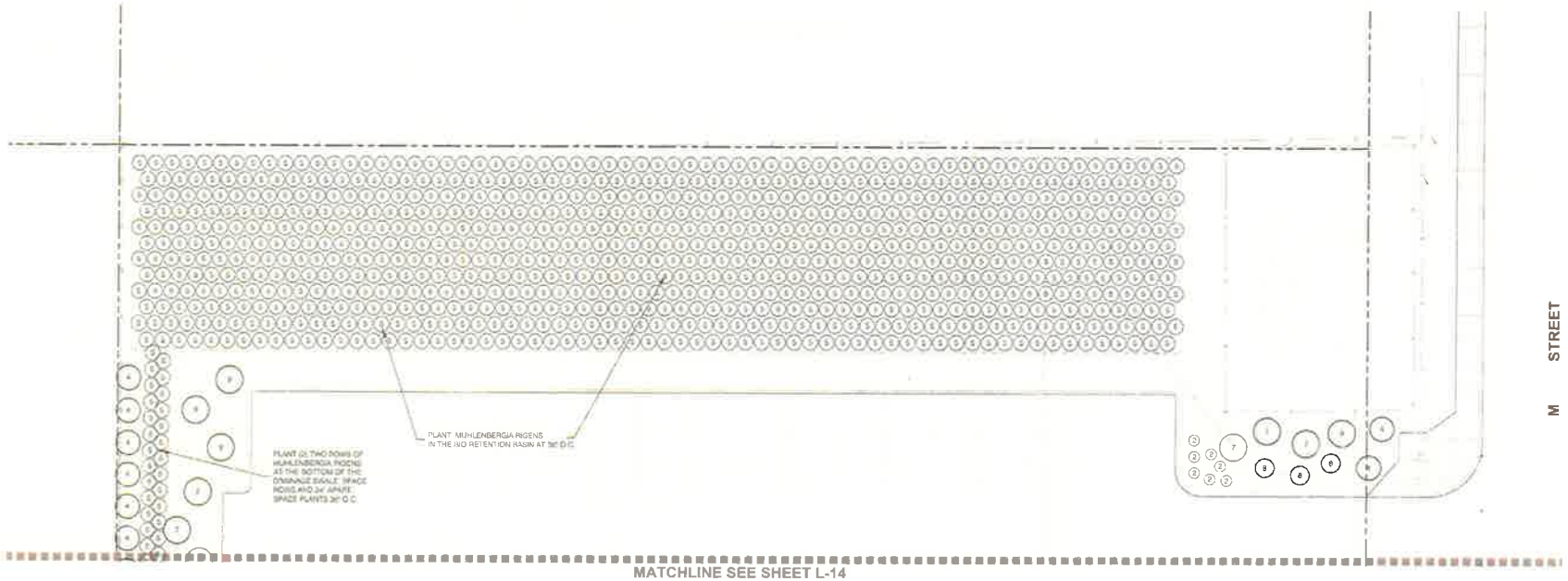

MATCHLINE SEE SHEET L-14

SEE SHEET L-16 FOR PLANTING NOTES
SEE SHEET L-16 FOR PLANTING DETAILS

PLANT LIST

TREES

CODE	BOTANICAL NAME	COMMON NAME	QTY	SIZE	NOTES
1	Parkinsonia 'Desert Museum'	Palo Verde	23	24" Box	Contractor shall hand select natural standard trees or single leader trees and remove all the lower side branches. Photo of each tree shall be submitted to Landscape Architect for approval prior to purchase and delivery to the site. Trees are available from MSWN. Install Drainage and Double Stake per Detail P2. Install all trees with root barrier. Full heads, straight trunks and matching. Must submit photos for approval. See Details P1 and P3. See additional notes below.
V	Prosopis 'Phoenix'	Mesquite	12	24" Box	Multi-Trunk. Full heads, straight trunks and matching. Must submit photos for approval. Trees are available from MSWN. Install Drainage and Double Stake per Detail P2. See Details P1 and P3. See additional notes below.

NOTE: ALL TREES LOCATED WITHIN 5 FEET OF ANY HARDSCAPE SHALL BE INSTALLED WITH ROOT BARRIER. ROOT BARRIER SHALL BE BIO-BARRIER. SEE DETAIL P3 ON SHEET L-16.

SHRUBS

CODE	BOTANICAL NAME	COMMON NAME	QTY	SIZE	NOTES
1	Festuca glauca 'Elijah Blue'	Blue Fescue	156	1 Gallon	Full and bushy. See Detail P1.
2	Lantana montevidensis	Purple Trailing Lantana	220	1 Gallon	Full and bushy. Available from MSWN. See Detail P1.
3	Dasylirion wheeleri	Desert Spoon	20	5 Gallon	Full and bushy. Available from MSWN. See Detail P1.
4	Leucophyllum candidum 'Green Cloud	Texas Ranger	56	5 Gallon	Full and bushy. Available from MSWN. See Detail P1.
5	Muhlenbergia rigens	Deer Grass	967	1 Gallon	Plant at the bottom of the drainage swale and in the bio retention basin. Plant at 36" O.C. Full and bushy. Available from MSWN. See Detail P1.
6	Yucca recurvifolia	Weeping Yucca	9	5 Gallon	Full and bushy. See Detail P1.
7	Caesalpinia pulcherrima	Red Bird of Paradise	27	5 Gallon	Full and bushy. Available from MSWN. See Detail P1.
8	Agave americana 'Mediopicta'	Variegated Century Plant	31	5 Gallon	Full and bushy. See Detail P1.
9	Agave vilmoriana	Octopus Agave	26	5 Gallon	Full and bushy. See Detail P1.

NOTES:

1. MANY OF THE ABOVE LISTED TREES AND SHRUBS ARE AVAILABLE FROM MOUNTAIN STATES WHOLESALE NURSERY (MSWN) LOCATED IN PHOENIX, AZ. CONTACT WENDY AT 760-539-7099. ALL PLANTS COMING TO CALIFORNIA FROM OTHER STATES WILL REQUIRE AN AGRICULTURAL INSPECTION WHICH IS THE CONTRACTOR'S RESPONSIBILITY. WENDY CAN HELP THE CONTRACTOR WITH THE INSPECTIONS IF NEEDED.
2. ALL PLANTS FOR THIS PROJECT SHALL COME FROM NURSERIES LOCATED IN THE SAME CLIMATE ZONE AS CITY OF IMPERIAL. CONTRACTOR SHALL PROVIDE NAME AND LOCATION OF THE NURSERY WITH THE PLANT PHOTO SUBMITTALS FOR APPROVAL BY LANDSCAPE ARCHITECT.

TESHIMA DESIGN GROUP
LANDSCAPE ARCHITECTURE · LAND PLANNING
963 BURNESIDE AVE, SUITE 100 · SAN DIEGO, CA 92123
TEL [illegible] FAX [illegible]

TDG JOB NO. 15-07 DATE: 2-2-18

NO.	REVISIONS	APPROVED	DATE

UNAUTHORIZED CHANGES & USES: The engineer preparing these plans will not be responsible for, or liable for, unauthorized changes to or uses of these plans. All changes to the plans must be in writing and must be approved by the preparer of these plans.

PSOMAS
401 B Street, Suite 1600
San Diego, CA 92101
(619) 881-2800 (619) 881-2392 fax
www.psomas.com

CITY OF IMPERIAL
420 South Imperial Avenue
Imperial, CA 92251
Ph: (760) 355-3840 • Fax: (760)355-4718

COMMUNITY DEVELOPMENT DEPARTMENT

PLANTING PLAN AND PLANT LIST

IMPERIAL TRANSIT PARK

DATE: 09/31/2017

L-15

SHEET 23 OF 30 SHEETS

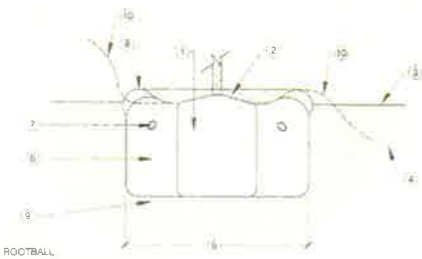

1 - ROOTBALL
2 - CROWN = 1/2" ABOVE FINISH GRADE
3 - FINISH GRADE
4 - FINISHED GRADE AT SLOPE
5 - 2X ROOTBALL DIAMETER
6 - BACKFILL MIX - REMOVE GRANULAR FILL DOWN TO TOP OF CLAY LAYER AND REPLACE WITH MULCHY SOIL PER SOIL TEST RECOMMENDATIONS AND PLANTING SPECIFICATIONS
7 - PLANT TABLETS (SEE SPECS)
8 - 4" HIGH WATERING BASIN (IF REQ'D)
9 - UNDISTURBED NATIVE SOIL
10 - FOR ALL SHRUBS AND TREES PLANTED ON THE SLOPE THE REAR AND FRONT OF THE PLANTING PIT SHALL BE GRADED TO 1:1 SLOPE

P1 TREE / SHRUB PLANTING

NOT TO SCALE

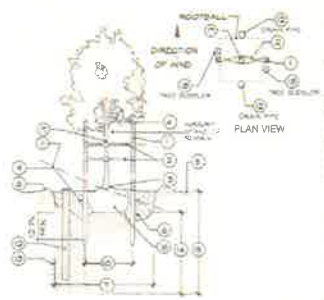

P2 TREE DOUBLE STAKING AND DRAINAGE

NOT TO SCALE

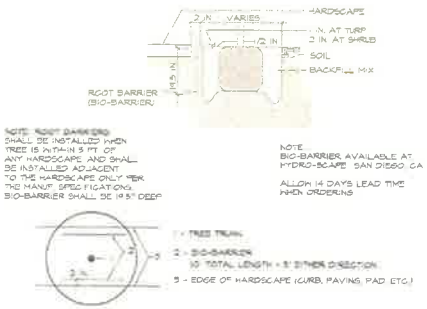

NOTE: ROOT BARRIER SHALL BE INSTALLED WHEN TREE IS WITHIN 5 FT. OF ANY HARDSCAPE, AND SHALL BE INSTALLED ADJACENT TO THE HARDSCAPE ONLY PER THE MANUF. SPECIFICATIONS. BIO-BARRIER SHALL BE 18.5" DEEP

NOTE: BIO-BARRIER AVAILABLE AT HYDRO-SCAPE SAN DIEGO, CA

ALLOW 14 DAYS LEAD TIME WHEN ORDERING

P3 ROOT BARRIER

NOT TO SCALE

PLANTING NOTES

1. CONTRACTOR SHALL HAVE A THOROUGH STANDARD SOIL TEST PERFORMED IN THREE DIFFERENT LOCATIONS ON THE SITE AND COMPLETED BY A **HELENA CHEMICAL COMPANY (CONTACT TROY HUTCHINSON AT 760-455-4778)** OR EQUIVALENT PRE APPROVED BY THE CITY INSPECTOR PRIOR TO AND AFTER LEACHING OF SALTS AND PRIOR TO ANY PLANTING OF PLANT MATERIAL. THE SOILS TEST SHALL INCLUDE, BUT NOT BE LIMITED TO, THE TESTING OF SOIL SALT LEVELS NUTRIENT LEVELS, AND SOIL PERCOLATION. SOIL TEST RESULTS SHALL BE APPROVED BY THE CITY INSPECTOR PRIOR TO AMENDING THE SOIL. CONTRACTOR SHALL BE RESPONSIBLE FOR SUPPLYING AMENDMENTS AND FERTILIZERS AT THE LEVEL INDICATED IN THE SOILS TEST REPORT. **CONTRACTOR TO PROVIDE A COPY OF THE SOIL TEST AND AMENDMENTS TO LANDSCAPE ARCHITECT.**
2. THE CONTRACTOR IS RESPONSIBLE FOR OBTAINING ALL REQUIRED PERMITS PRIOR TO COMMENCING LANDSCAPE INSTALLATION
3. ALL LANDSCAPE AND IRRIGATION INSTALLATION SHALL CONFORM AND FULLY COMPLY WITH THE CITY OF IMPERIAL STANDARDS
4. ALL LANDSCAPING SHALL BE INSTALLED PRIOR TO OCCUPANCY.
5. ALL PLACEMENT OF PLANT MATERIAL SHALL BE APPROVED BY THE LANDSCAPE ARCHITECT PRIOR TO PLANTING
6. ROOT BARRIERS SHALL BE INSTALLED WITH ALL TREES THAT ARE WITHIN FIVE (5) FEET OF ANY HARDSCAPE. INSTALL ROOT BARRIERS ADJACENT, AND PARALLEL TO, EDGE OF HARDSCAPE. BARRIERS SHALL BE FIVE (5) FEET IN LENGTH MINIMUM ON EACH SIDE OF TREE AND 18.5' DEEP. ROOT BARRIERS WILL NOT BE WRAPPED AROUND THE ROOTBALL. ROOT BARRIER SHALL BE BIO BARRIER
7. CONTRACTOR TO INSTALL 2" OF DECOMPOSED GRANITE IN ALL LANDSCAPE AREAS EXCEPT BIO-RETENTION AREA. SEE HARDSCAPE PLAN. INSTALL 2" ON SHREDDED BARK MULCH IN THE BIO RETENTION AREA.
8. ALL PLANT MATERIAL SHALL BE APPROVED AT THE PROJECT SITE BY THE LANDSCAPE ARCHITECT PRIOR TO ANY PLANTING. ALL PLANT MATERIAL REJECTED BY THE CITY OR LANDSCAPE ARCHITECT SHALL BE REMOVED FROM THE PROJECT SITE AT NO ADDITIONAL COST AND REPLACED.
9. SUBMIT PHOTOGRAPHS OF TYPICAL TREE FOR EACH VARIETY AND SIZE, TO BE PROVIDED UNDER THIS CONTRACT FOR APPROVAL BY THE LANDSCAPE ARCHITECT PRIOR TO DELIVERY TO THE PROJECT SITE.
10. ALL PLANT MATERIAL SHALL BE APPROVED BY THE LANDSCAPE ARCHITECT PRIOR TO PLANTING. THIS MAY BE DONE EITHER AT THE SITE OR AT THE NURSERY. CONTRACTOR SHALL PAY FOR THE LANDSCAPE ARCHITECT'S TIME AND MILEAGE FOR ALL NURSERY VISITS.
11. ALL PLANT SIZES ARE MINIMUMS. SIZES ARE TYPICAL FOR EACH PLANT SPECIES. ALL PLANTS ARE TO BE FREE OF DISEASE AND SCARS, AND TO HAVE GOOD COLOR, FULL HEADS AND GOOD CALIPER (15 GALLON - 3/4" MINIMUM, 24" BOX = 1 1/2" MINIMUM, 36" BOX = 2" MINIMUM).
12. PRIOR TO PLANTING, IRRIGATION SYSTEM SHALL BE FULLY OPERATIONAL AND ALL PLANTING AREAS SHALL BE FULLY WATERED IMMEDIATELY AFTER PLANTING.
13. PRIOR TO PLANTING, ALL PLANTING AREAS SHALL BE FREE OF WEEDS, ROCKS AND DEBRIS. RAKE AND FINE GRADE ALL PLANTING AREAS PRIOR TO PLANTING. APPLY PRE EMERGENT HERBICIDE IN ALL AREAS PRIOR TO SPREADING MULCH.
14. UPON COMPLETION OF PLANTING OPERATIONS AND BEFORE ANY SITE OBSERVATIONS, REMOVE ALL EXTRANEOUS MATERIAL AND DEBRIS, AND BROOM AND WASH THE AREA CLEAN.
15. LONG TERM MAINTENANCE OF THIS PROJECT SHALL BE PROVIDED BY THE CITY.
16. ALL PLANTS MUST BE CONTAINER GROWN AS INDICATED IN THE PLANT LIST
17. ALL TREES MUST BE STRAIGHT TRUNKED AND FULL HEADED AND MEET ALL REQUIREMENTS SPECIFIED
18. ALL TREES MUST BE STAKED AS SHOWN IN THE DETAILS
19. PRIOR TO CONSTRUCTION, THE CONTRACTOR SHALL BE RESPONSIBLE FOR LOCATING ALL UNDERGROUND UTILITIES AND SHALL AVOID DAMAGE TO ALL UTILITIES AND SHALL AVOID DAMAGE TO ALL UTILITIES DURING THE COURSE OF THE WORK. THE CONTRACTOR IS RESPONSIBLE FOR REPAIRING ANY AND ALL DAMAGE TO UTILITIES, STRUCTURES, SITE APPURTENANCES, ETC. WHICH OCCURS AS A RESULT OF THE LANDSCAPE CONSTRUCTION.
20. THE CONTRACTOR IS RESPONSIBLE FOR VERIFYING ALL QUANTITIES SHOWN ON THESE PLANS BEFORE PRICING THE WORK.
21. CONTRACTOR IS RESPONSIBLE FOR DELIVERY SCHEDULE AND PROTECTION BETWEEN DELIVERY AND PLANTING PER SPECIFICATIONS TO MAINTAIN HEALTHY PLANT CONDITIONS.
22. THE CONTRACTOR IS RESPONSIBLE FOR FULLY MAINTAINING (INCLUDING BUT NOT LIMITED TO: WATERING, SPRAYING, MULCHING, FERTILIZING, ETC.) ALL OF THE PLANT MATERIALS FOR THE PERIOD OF TIME SHOWN IN SITEWORK SPECIFICATIONS.
23. THE CONTRACTOR SHALL COMPLETELY GUARANTEE ALL PLANT MATERIAL FOR A PERIOD DEFINED IN THE SITEWORK SPECIFICATIONS BEGINNING ON THE DATE OF TOTAL ACCEPTANCE. THE CONTRACTOR SHALL PROMPTLY MAKE ALL REPLACEMENTS BEFORE THE END OF THE GUARANTEE PERIOD.
24. ANY PLANT MATERIAL WHICH DIES, TURNS BROWN, OR DEFOLIATES (PRIOR TO TOTAL ACCEPTANCE OF THE WORK) SHALL BE PROMPTLY REMOVED FROM THE SITE AND REPLACED WITH MATERIAL OF THE SAME SPECIES, QUANTITY, AND SIZE AND MEETING ALL PLANT LIST SPECIFICATIONS
25. LOCATIONS OF EXISTING BURIED UTILITY LINES SHOWN ON THE PLANS ARE BASED UPON BEST AVAILABLE INFORMATION AND ARE TO BE CONSIDERED APPROXIMATE. IT SHALL BE THE RESPONSIBILITY OF THE CONTRACTOR TO VERIFY THE LOCATIONS OF UTILITY LINES AND ADJACENT TO THE WORK AREA. THE CONTRACTOR IS RESPONSIBLE FOR THE PROTECTION OF ALL UTILITY LINES DURING THE CONSTRUCTION PERIOD.
26. DURING THE GROWING SEASON ALL ANNUALS SHALL REMAIN IN A HEALTHY, VITAL CONDITION THROUGHOUT THE CONSTRUCTION PERIOD.
27. ALL PLANT MATERIALS QUANTITIES SHOWN ARE APPROXIMATE. CONTRACTOR SHALL BE RESPONSIBLE FOR COMPLETE COVERAGE OF ALL PLANTING BEDS AT SPACING SHOWN
28. THE CONTRACTOR IS RESPONSIBLE FOR OBTAINING ALL REQUIRED PERMITS PRIOR TO COMMENCING LANDSCAPE INSTALLATION
29. THE CONTRACTOR SHALL FINE GRADE ALL PLANTING AREAS, FILLING AS NEEDED OR REMOVING SURPLUS DIRT, REMOVING ROCKS AND DEBRIS OVER 1/2 INCH IN DIAMETER, AND FLOATING TO SMOOTH AND UNIFORM GRADE. ALL AREAS SHALL SLOPE TO DRAIN. ALL SLOPES SHALL BE GRADED TO ELIMINATE WATER AND SOIL RUNOFF ONTO SIDEWALKS AND HARDSCAPE. ALL LANDSCAPE AREAS SHALL HAVE POSITIVE SURFACE DRAINAGE (2% GRADE) AWAY FROM STRUCTURES AND TERMINATING IN AN APPROVED DRAINAGE SYSTEM.

TESHIMA DESIGN GROUP
LANDSCAPE ARCHITECTURE - LAND PLANNING
[illegible] BLUEBERRY AVE, SUITE [illegible] - SAN DIEGO, CA 92[illegible]
[illegible]

TDG JOB NO. 15-07 DATE: 2-2-18

NO.	REVISIONS	APPROVED	DATE

UNAUTHORIZED CHANGES & USES: The engineer preparing these plans will not be responsible for, or liable for, unauthorized changes to or uses of these plans. All changes to the plans must be in writing and must be approved by the preparer of these plans.

PSOMAS
401 B Street, Suite 1600
San Diego, CA 92101
(619) 961-2800 (619) 961-2382 fax
www.psomas.com

CITY OF IMPERIAL
420 South Imperial Avenue
Imperial, CA 92251
Ph: (760) 355-3840 • Fax: (760)355-4718

COMMUNITY DEVELOPMENT DEPARTMENT

PLANTING DETAILS AND NOTES

IMPERIAL TRANSIT PARK

DATE: 09/31/2017

L-16

SHEET 24 OF 30 SHEETS

ELECTRICAL SYMBOLS

GENERAL SYMBOLS

DASHED SYMBOL INDICATES EXISTING FIXTURE, DEVICE, OUTLET OR EQUIPMENT TO REMAIN

SOLID SYMBOL INDICATES NEW FIXTURE, DEVICE, OUTLET

LIGHTING FIXTURE SCHEDULE REFERENCE

NOTE REFERENCE

FEEDER REFERENCE, SEE FEEDER SCHEDULE

DETAIL NUMBER DESIGNATION
SHEET DETAIL APPEARS ON

SECTION LETTER DESIGNATION
SHEET DETAIL APPEARS ON

3/E39 DETAIL OR SECTION REFERENCES IN NOTES

SITE WORK

UNDERGROUND CONDUIT

OH — NO OVERHEAD POWER LINE

UTILITY POLE, "Pxxx" INDICATES POLE NUMBER

LHH LIGHTING PULLBOX, PRECAST CONCRETE, TRAFFIC-RATED

GROUND ROD

GROUND ROD IN FLUSH UNDERGROUND UTILITY PULL BOX

SCHEMATIC AND SINGLE LINE DIAGRAM SYMBOLS

LOW VOLTAGE CIRCUIT BREAKER

GROUNDING ELECTRODE

SPLICE

TRANSFORMER DRY TYPE UNLESS OTHERWISE INDICATED

CURRENT TRANSFORMER

KILOWATT HOUR METER

PANELBOARD

PHOTO CELL

LUMINAIRES

IN-GROUND TREE LIGHT

DISCONNECT AND OVERCURRENT DEVICES			
CIRCUIT BREAKER		SAFETY SWITCHES	
NUMBERS OF POLES	3	NUMBERS OF POLES	3
TRIP (AMPERES)	*	FUSE SIZE (AMPS)	*
FRAME (AMPERES)	100	RATING (AMPERES)	100
UL (1000 AMPS)	10	FUSE CLASS (UL)	RK5

* "NA" INDICATES NON-AUTOMATIC C/B
* "NF" INDICATES NON-FUSED SWITCH
* "50" INDICATES TRIP OR FUSE SIZE

ELECTRICAL GENERAL NOTES

1. THE FOLLOWING GENERAL NOTES APPLY TO ALL ELECTRICAL DRAWINGS.
2. INSTALLATION OF ELECTRICAL MATERIAL SHALL CONFORM WITH LOCAL REGULATIONS AND THE 2016 CALIFORNIA ELECTRICAL CODE (CEC), PUBLIC WORKS 2016 GREEN BOOK (UPDATED), SAN DIEGO 2012 WHITE BOOK AND OTHER GOVERNING CODES AND ORDINANCES.
3. ALL ELECTRICAL EQUIPMENT SHALL BE NRTL LABELED.
4. THE CONTRACTOR SHALL VISIT THE SITE INCLUDING ALL AREAS INDICATED ON THE DRAWINGS. HE SHALL THOROUGHLY FAMILIARIZE HIMSELF WITH THE EXISTING CONDITIONS AND BY SUBMITTING A BID ACCEPTS CONDITIONS UNDER WHICH HE SHALL BE REQUIRED TO PERFORM HIS WORK.
5. IT SHALL BE THE ELECTRICAL CONTRACTOR'S RESPONSIBILITY TO OBTAIN A COMPLETE SET OF DRAWINGS AND SPECIFICATIONS. HE SHALL CHECK THE DRAWINGS OF THE OTHER TRADES AND SHALL CAREFULLY READ THE ENTIRE SPECIFICATIONS AND DETERMINE HIS RESPONSIBILITIES. FAILURE TO DO SO SHALL NOT RELEASE THE CONTRACTOR FROM DOING THE WORK IN COMPLETE ACCORDANCE WITH THE DRAWINGS AND SPECIFICATIONS.
6. THE CONTRACTOR SHALL COORDINATE HIS WORK WITH OTHER TRADES AT THE SITE. ANY COST TO ROUTE CONDUIT OTHER THAN AS SHOWN ON THE PLANS SHALL BE INCURRED BY THE CONTRACTOR.
7. WHEREVER A DISCREPANCY IN QUANTITY OR SIZE OF CONDUIT, WIRE, EQUIPMENT DEVICES, CIRCUIT BREAKERS, TRANSFORMERS, GROUND FAULT PROTECTION SYSTEM, ETC. (ALL MATERIALS) ARISES ON THE DRAWINGS AND/OR SPECIFICATIONS, THE CONTRACTOR SHALL BE RESPONSIBLE FOR PROVIDING AND INSTALLING ALL MATERIAL AND SERVICES REQUIRED BY THE STRICTEST CONDITIONS NOTED ON DRAWINGS AND/OR IN THE SPECIFICATIONS TO ENSURE COMPLETE AND OPERABLE SYSTEMS TO THE SATISFACTION OF THE RESIDENT ENGINEER.
8. ALL CONDUIT SIZES ARE BASED ON COPPER CONDUCTORS WITH THHN/THWN INSULATION UNLESS OTHERWISE NOTED. ALL CONDUCTORS SHALL BE COPPER #12 AWG MINIMUM SIZE, TYPE THHN/THWN THERMOPLASTIC, 600 VOLT, 75 DEGREES CELSIUS WET AND 90 DEGREES CELSIUS DRY AND UL LISTED UNLESS NOTED OTHERWISE. CONDUCTORS #12 AWG SHALL BE SOLID CONDUCTORS, #10 AWG AND LARGER SHALL BE STRANDED.
9. MINIMUM CONDUIT SIZE FOR ALL UNDERGROUND INSTALLATION SHALL BE 1", UNLESS OTHERWISE NOTED.
10. PROVIDE PROPERLY SIZED LUGS AT ALL CIRCUIT BREAKER PANELS, FOR THE CONDUCTORS SHOWN TO CONNECT TO THESE LUGS.
11. INSTALL ALL EXTERIOR MOUNTED ELECTRICAL EQUIPMENT IN WEATHERPROOF, NEMA 3R ENCLOSURES.
12. SEPARATE INSULATED EQUIPMENT GROUNDING CONDUCTOR, SIZED PER CEC TABLE 250.122, SHALL BE PROVIDED, INSTALLED IN THE SAME CONDUIT AS THE CIRCUIT CONDUCTORS, FOR ALL FEEDER AND BRANCH CIRCUITS.
13. THE CONTRACTOR SHALL SUPPLY POWER TO AND MAKE CONNECTION TO ALL MOTORS AND EQUIPMENT REQUIRING ELECTRICAL, INCLUDING ALL FRACTIONAL HORSEPOWER MOTORS. IT SHALL BE THE RESPONSIBILITY OF THE CONTRACTOR TO REVIEW THE CIVIL, LANDSCAPE, AND STRUCTURAL DRAWINGS.
14. THE SEISMIC BRACING AND ANCHORAGE OF ELECTRICAL CONDUITS, BUS DUCT, WIREWAY AND CABLE TRAY SHALL BE IN ACCORDANCE WITH THE "GUIDELINE FOR SEISMIC RESTRAINTS OF MECHANICAL SYSTEMS AND PLUMBING PIPING SYSTEMS," PUBLISHED BY SMACNA AND PPIC.
15. ALL ELECTRICAL EQUIPMENT SHALL BE BRACED OR ANCHORED TO RESIST A HORIZONTAL FORCE ACTING IN ANY DIRECTION USING THE FOLLOWING CRITERIA:

FIXED EQUIPMENT ON GRADE	20% OF OPERATING WEIGHT
FIXED EQUIPMENT ON STRUCTURE	30% OF OPERATING WEIGHT
EMERGENCY POWER & COMMUNICATION EQUIPMENT ON GRADE	50% OF OPERATING WEIGHT
EMERGENCY POWER & COMMUNICATION EQUIPMENT ON STRUCTURE	75% OF OPERATING WEIGHT

FOR FLEXIBLY MOUNTED EQUIPMENT USED FOUR (4) TIMES THE ABOVE VALUES, AND FOR SIMULTANEOUS VERTICAL FORCE USE ONE-THIRD (1/3) TIMES THE HORIZONTAL FORCE. WHERE ANCHORAGE DETAILS ARE NOT SHOWN ON THE DRAWINGS THE FIELD INSTALLATION SHALL BE SUBJECT TO THE APPROVAL OF THE CITY RESIDENT ENGINEER. WHERE ANCHORAGE IS INDICATED ON THE CONTRACT DOCUMENTS REVIEWED BY RESIDENT ENGINEER, ANCHORAGE SHALL BE AS PER THE CONTRACT DOCUMENTS.

16. ALL ELECTRICAL MATERIALS AND EQUIPMENT SHALL BE NEW AND SHALL BE LISTED BY UNDERWRITER'S LABORATORIES (UL) AND BEAR THEIR LABEL OR LISTED AND CERTIFIED BY A NATIONALLY RECOGNIZED TESTING AUTHORITY. WHERE UL DOES NOT HAVE A LISTING, CUSTOM MADE EQUIPMENT SHALL HAVE COMPLETE TEST DATA SUBMITTED BY THE MANUFACTURER ATTESTING TO ITS SAFETY. IN ADDITION, THE MATERIALS, EQUIPMENT, AND INSTALLATION SHALL COMPLY WITH THE REQUIREMENTS OF THE FOLLOWING:

AMERICAN SOCIETY OF TESTING MATERIALS (ASTM)
INSULATED POWER CABLE ENGINEERS ASSOCIATION (IPCEA)
NATIONAL ELECTRICAL MANUFACTURERS ASSOCIATION (NEMA)
AMERICAN STANDARD ASSOCIATION (ASSA)
NATIONAL FIRE PROTECTION AGENCY (NFPA)
AMERICAN NATIONAL STANDARD INSTITUTE (ANSI)
CALIFORNIA ELECTRICAL CODE (CEC) – LATEST EDITION
CALIFORNIA CODE OF REGULATIONS TITLE 24 (CCR)
INSTITUTE OF ELECTRICAL AND ELECTRONIC ENGINEERS (IEEE)
ALL LOCAL CODES HAVING JURISDICTION

WHERE THE CODES HAVE DIFFERENT LEVELS OF REQUIREMENTS, THE MOST STRINGENT RULE SHALL APPLY.

17. AFTER ALL REQUIREMENTS OF THE SPECIFICATIONS AND/OR THE DRAWINGS HAVE BEEN FULLY COMPLETED, REPRESENTATIVES OF THE CITY/RESIDENT ENGINEER WILL INSPECT THE WORK. THE CONTRACTOR SHALL PROVIDE COMPETENT PERSONNEL TO DEMONSTRATE THE OPERATION OF ANY ITEM OR SYSTEM TO THE FULL SATISFACTION OF EACH REPRESENTATIVE. FINAL ACCEPTANCE OF THE WORK WILL BE MADE BY THE RESIDENT ENGINEER AFTER RECEIPT OF APPROVAL AND RECOMMENDATION OF ACCEPTANCE FROM EACH CITY REPRESENTATIVE.
18. EXACT METHOD AND LOCATION OF CONDUIT PENETRATION AND OPENINGS IN CONCRETE WALLS OR FLOORS OR STRUCTURAL STEEL MEMBERS SHALL BE AS DIRECTED BY THE STRUCTURAL ENGINEER. PERFORM CORING, SAWCUTTING, PATCHING, AND REFINISHING OF EXISTING WALLS AND SURFACES WHEREVER IT IS NECESSARY TO PENETRATE. OPENINGS SHALL BE SEALED IN AN APPROVED METHOD TO MATCH EXISTING SEALED CONDITION OF THE PARTICULAR WALL, FLOOR. EXACT METHOD AND LOCATIONS OF CONDUIT PENETRATIONS AND OPENINGS IN CONCRETE WALLS OR FLOORS SHALL BE UL APPROVED.
19. CONNECTIONS TO VIBRATING EQUIPMENT AND SEISMIC SEPARATIONS:

LIQUIDTIGHT FLEXIBLE STEEL CONDUIT IN DRY INTERIOR LOCATIONS

LIQUIDTIGHT FLEXIBLE STEEL CONDUIT IN AREAS EXPOSED TO WEATHER, DAMP LOCATIONS, CONNECTIONS TO TRANSFORMER ENCLOSURES, AND FINAL CONNECTIONS TO MOTORS.

PROVIDE A SEPARATE INSULATED EQUIPMENT GROUNDING CONDUCTOR IN FLEXIBLE CONDUIT RUNS. MAXIMUM LENGTH SHALL BE SIX FEET UNLESS OTHERWISE NOTED.

20. REFER TO SINGLE LINE DIAGRAM AND FEEDER SCHEDULES FOR CONDUIT AND CONDUCTOR SIZE TO PANELS, TRANSFORMERS, ETC. CONDUIT RUNS MAY NOT BE SHOWN ON DRAWINGS, BUT ARE PART OF THIS CONTRACT.
21. STRAIGHT FEEDER, BRANCH CIRCUIT, AND CONDUIT RUNS SHALL BE PROVIDED WITH SUFFICIENT PULL BOXES OR JUNCTION BOXES TO LIMIT THE MAXIMUM LENGTH OF ANY SINGLE CABLE PULL TO 100 FEET. PULL BOXES SHALL BE SIZED PER CODE OR AS INDICATED ON DRAWINGS. LOCATIONS SHALL BE DETERMINED IN THE FIELD OR AS INDICATED ON THE DRAWINGS.
22. DRAWINGS ARE DIAGRAMMATIC ONLY. ROUTING OF RACEWAYS SHALL BE AT THE OPTION OF THE CONTRACTOR UNLESS OTHERWISE NOTED AND SHALL BE COORDINATED WITH OTHER SECTIONS. DO NOT SCALE THE ELECTRICAL DRAWINGS FOR LOCATIONS OF ANY ELECTRICAL, ARCHITECTURAL, STRUCTURAL, CIVIL, OR MECHANICAL ITEMS OR FEATURES.

ABBREVIATIONS

A	AMPERES, AMMETER	L	LOAD
AC	ALTERNATING CURRENT	LTG	LIGHTING
AF	AMPERE FRAME		
AFT	ABOVE FINISHED FLOOR	MAX	MAXIMUM
AIC	AMPERES INTERRUPTING CAPACITY	NTS	NOT TO SCALE
AT	AMPERE TRIP		
AWG	AMERICAN WIRE GAUGE	Ø	POLE OR PHASE
		PVC	POLYVINYL CHLORIDE
BC	BARE COPPER CONDUCTER		
		SCH	SCHEDULE
C	CONDUIT	SEC	SECONDARY OR SECONDS
CO	CONDUIT ONLY	SDG&E	SAN DIEGO GAS AND ELECTRIC
CONC	CONCRETE		
CU	COPPER	TRANSF	TRANSFORMER
		TYP	TYPICAL
(E)	EXISTING TO REMAIN		
EHH	ELECTRICAL HAND HOLE	UG	UNDER GROUND
		UON	UNLESS OTHERWISE NOTED
G	GROUND OR GENERATOR		
GALV	GALVANIZED	VA	VOLT AMPERES
GND	GROUND		
		WM	WATTMETER
ID	IMPERIAL IRRIGATION DISTRICT	WP	WEATHERPROOF
JB	JUNCTION BOX	XFMR	TRANSFORMER
KCM	1000 CIRCULAR MILS		
KVA	KILOVOLT AMPERES		
KVAR	KILOVOLT AMPERES, REACTIVE		
KW	KILOWATT		
KWH	KILOWATT HOUR		

E0.1

NO.	REVISIONS	APPROVED	DATE

UNAUTHORIZED CHANGES & USES: The engineer preparing these plans will not be responsible for, or liable for, unauthorized changes to or uses of these plans. All changes to that plans must be in writing and must be approved by the preparer of these plans.

BSE ENGINEERING, INC.
1080 Fourth St., Suite 100
San Diego, CA 92101
TEL: 858 270 2000

CITY OF IMPERIAL
420 South Imperial Avenue
Imperial, CA 92251
Ph: (760) 355-3840 • Fax: (760)355-4718

COMMUNITY DEVELOPMENT DEPARTMENT

ELECTRICAL, LEGENDS, GENERAL NOTES, AND ABBREVIATIONS

IMPERIAL TRANSIT PARK

DATE: 2/27/2018

SHEET 25 OF 30 SHEETS

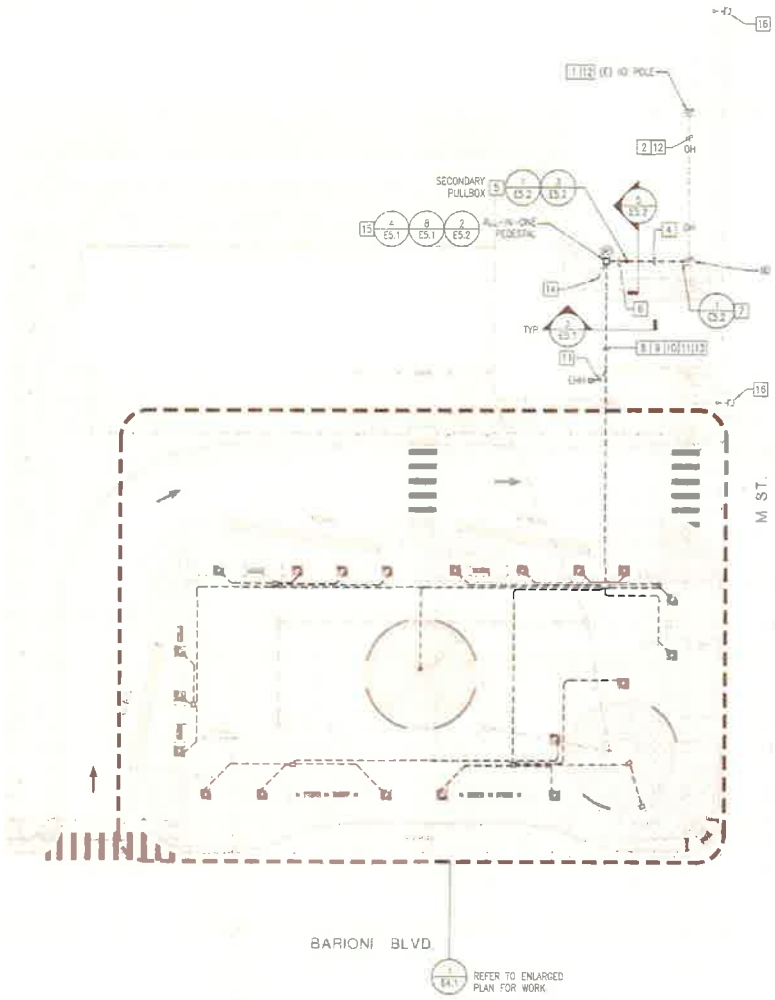

1 ELECTRICAL SITE PLAN
E1.1 SCALE: 1" = 20'-0"

KEY NOTES

1. IID TO UPGRADE EXISTING 50 KVA TRANSFORMER, AS NECESSARY, TO ACCOMMODATE TRANSIT CENTER LIGHTING AND IRRIGATION LOAD
2. IID TO PROVIDE OVERHEAD CONDUCTORS TO ALL-IN-ONE PEDESTAL
3. IID TO PROVIDE SERVICE POLE.
4. CONTRACTOR TO TRENCH AND PROVIDE 3" C.O. SCHEDULE 40 PVC
5. PROVIDE SECONDARY PULL BOX. PROVIDE A MINIMUM CLEARANCE OF 18" FROM OTHER UTILITIES. PULL BOX SHALL BE INSTALLED NO LESS THAN 12" BEHIND SIDEWALK
6. CONTRACTOR TO TRENCH AND PROVIDE 2" C.O. SCHEDULE 40 PVC.
7. CONTRACTOR TO PROVIDE 3" C.O. SCHEDULE 80 PVC SERVICE RISER 10' UP POLE
8. TRENCH AND PROVIDE 8#10, 4#10G, IN 1 1/2"C. FOR TREE UP LIGHTING
9. TRENCH AND PROVIDE 2#12, #12G IN 1"C TO IRRIGATION CONTROLLER. COORDINATE WITH IRRIGATION PLAN FOR LOCATION AND REQUIREMENTS.
10. TRENCH PROVIDE, AND INSTALL 1 1/4" C.O. FOR FUTURE RESTROOM.
11. TRENCH PROVIDE, AND INSTALL 1" C.O. FOR FUTURE USE
12. COORDINATE WITH IID.
13. TRENCH, PROVIDE, AND INSTALL 3-1" C.O. FOR FUTURE USE.
14. TRENCH AND PROVIDE 2#12, #12G, 1"C FOR STORM DRAIN SUMP PUMP. PROVIDE SWITCHED WP, GFCI RECEPTACLE CONTROLLED BY A SWITCH INSIDE THE METERED PEDESTAL. LABEL SWITCH "SUMP PUMP".
15. PROVIDE PHOTO CELL AND MOUNT TOWARDS THE NORTH EAST ON PEDESTAL
16. POLE MOUNTED LIGHT SHOWN FOR REFERENCE ONLY. IID TO PROVIDE AND INSTALL.

E1.1

NO	REVISIONS	APPROVED	DATE

UNAUTHORIZED CHANGES & USES: The engineer preparing these plans will not be responsible for, or liable for, unauthorized changes to or uses of these plans. All changes to the plans must be in writing and must be approved by the preparer of these plans.

BSE ENGINEERING, INC.
10680 TREENA ST. SUITE 100
SAN DIEGO CA 92131
TEL: 858 279 2000

REGISTERED PROFESSIONAL ENGINEER
ELECTRICAL
STATE OF CALIFORNIA

CITY OF IMPERIAL
420 South Imperial Avenue
Imperial, CA 92251
Ph: (760) 355-3840 • Fax: (760)355-4718

COMMUNITY DEVELOPMENT DEPARTMENT

ELECTRICAL SITE PLAN
IMPERIAL TRANSIT PARK

DATE: 2/27/2018

SHEET 26 OF 30 SHEETS

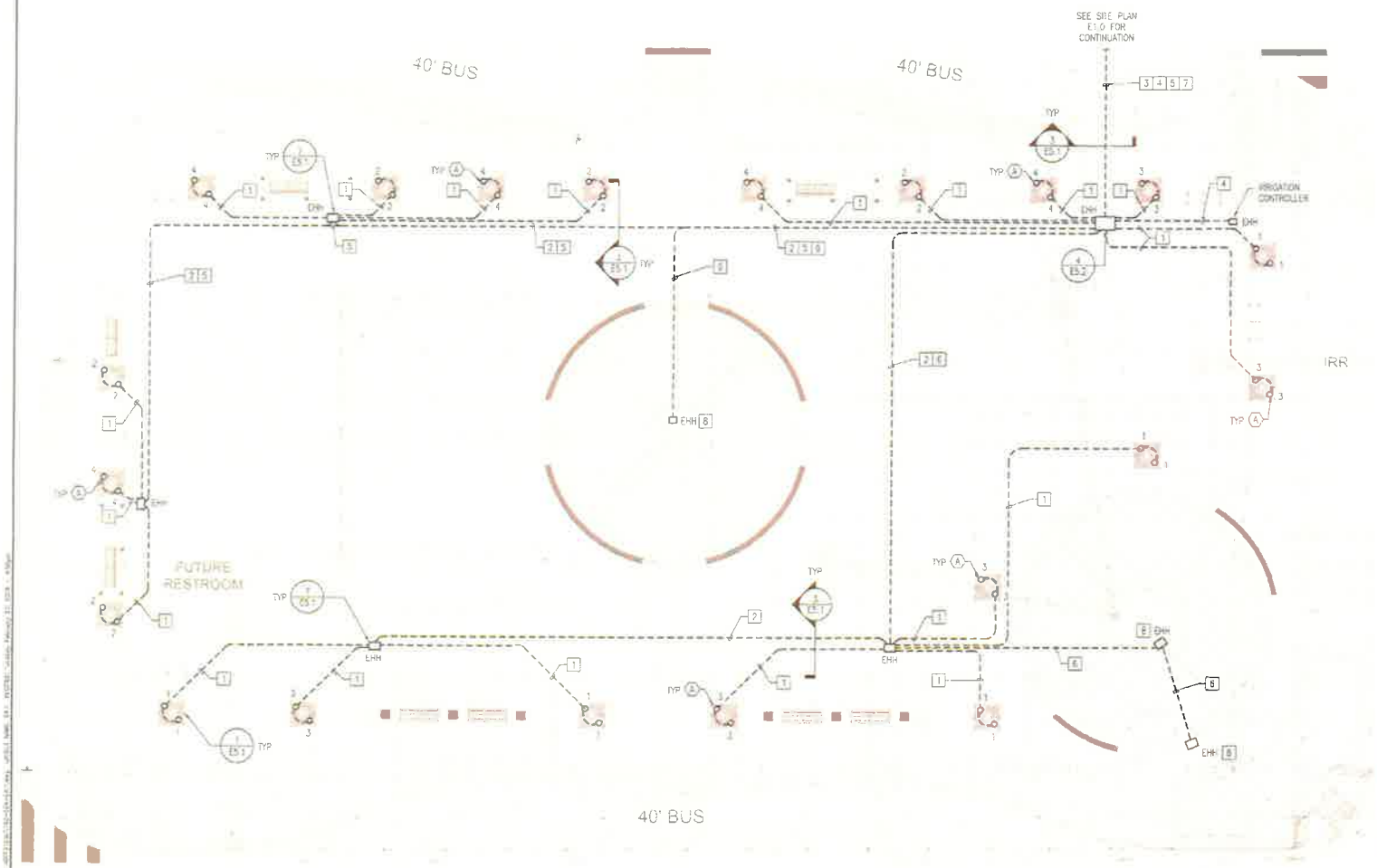

ENLARGED ELECTRICAL SITE PLAN
E4.1 SCALE 1/8" = 1'-0"

GENERAL NOTES

1. REFER TO LUMINAIRE SCHEDULE, 1/E-6.1, FOR TYPES OF LUMINAIRES

KEY NOTES

1. TRENCH AND PROVIDE 2#10, #10G, 1"C FOR TREE UP LIGHTING
2. TRENCH AND PROVIDE 4#10, 2#10G, IN 1"C FOR TREE UP LIGHTING
3. TRENCH AND PROVIDE 8#10, 4#10G, IN 1-1/2"C FOR TREE UP LIGHTING
4. TRENCH AND PROVIDE 2#12, #12G, IN 1"C TO IRRIGATION CONTROLLER. COORDINATE WITH IRRIGATION PLAN FOR LOCATION AND REQUIREMENTS.
5. TRENCH, PROVIDE, AND INSTALL 1 1/4" C.O. FOR FUTURE RESTROOM.
6. TRENCH, PROVIDE, AND INSTALL 1" C.O. FOR FUTURE USE.
7. TRENCH, PROVIDE, AND INSTALL 3-1" C.O. FOR FUTURE USE.
8. COORDINATE HANDHOLE LOCATION WITH HARDSCAPE PAVERS

E4.1

NO	REVISIONS	APPROVED	DATE

UNAUTHORIZED CHANGES & USES: The engineer preparing these plans will not be responsible for, or liable for, unauthorized changes to or uses of these plans. All changes to the plans must be in writing and must be approved by the preparer of these plans.

BSE ENGINEERING, INC.
10530 Tierra Rd., Suite 100
San Diego, CA 92131
Tel: 858.274.3000

REGISTERED PROFESSIONAL ENGINEER
ELECTRICAL
STATE OF CALIFORNIA

CITY OF IMPERIAL
420 South Imperial Avenue
Imperial, CA 92251
Ph: (760) 355-3840 • Fax: (760)355-4718

COMMUNITY DEVELOPMENT DEPARTMENT

ENLARGED ELECTRICAL SITE PLAN
IMPERIAL TRANSIT PARK

DATE: 2/27/2018

SHEET 27 OF 30 SHEETS

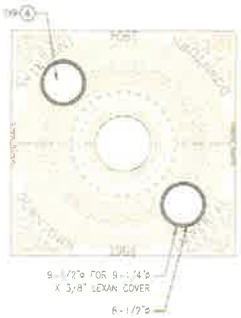

GRATE DETAIL | SCALE NONE | 1

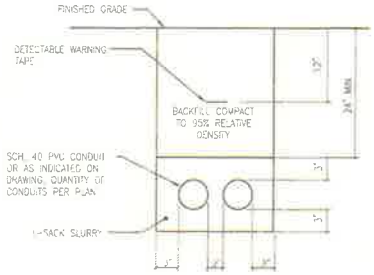

DUCT BANK SECTION | SCALE NONE | 3

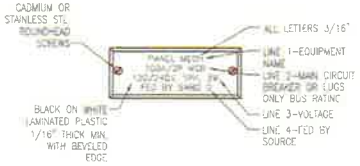

NAME PLATE DETAIL | SCALE NONE | 5

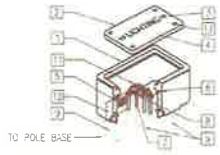

1. PRECAST CONCRETE PULLBOX. SET TOP FLUSH WITH TOP OF FINISHED GRADE. 14"X20" MIN. OUTSIDE DIMENSIONS.
2. POLYMER CONCRETE COVER DESIGNED FOR PARKWAY LOADING. PROVIDE TRAFFIC H-20 IN PAVED AREAS.
3. LIFTING EYE (2) REQUIRED (TYPICAL)
4. 1" HIGH LETTERING, PERMANENTLY STAMPED ON CONCRETE COVER
5. PROVIDE 6" GRAVEL FILL BELOW BOTTOM OF BOX FOR DRAINAGE.
6. 9 GA. WELDED WIRE FRAME.
7. 3/4" DIA. X 10'-0" COPPER-CLAD GROUND ROD
8. TYPICAL GROUND CONDUCTORS SHALL BE CLAMPED TO GROUND ROD.
9. 6.0 PVC CONDUITS. SEE SITE PLAN.
10. 6" ABOVE TOP OF GRAVEL.
11. WATERPROOF 30A FUSE HOLDER ASSEMBLY WITH FUSES
12. PENTAHEAD STAINLESS STEEL BOLTS REQUIRED. PROVIDE WRENCHES TO FIT PENTAHEAD BOLTS.

LIGHTING PULLBOX DETAIL | SCALE NONE | 7

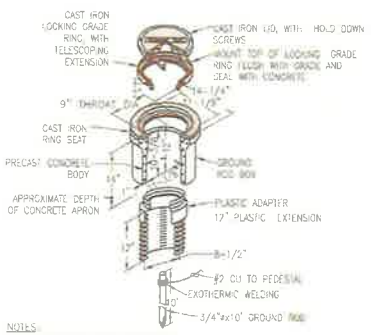

NOTES:
1. ALL DIMENSIONS ARE APPROXIMATE
2. GROUND ROD SHALL BE MOUNTED FLUSH WITH FINISHED GRADE.

GROUND ROD BOX DETAIL | SCALE NONE | 2

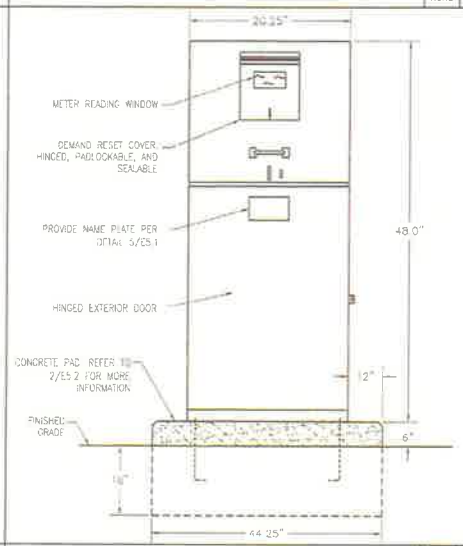

METERED PEDESTAL DETAIL | SCALE NONE | 4

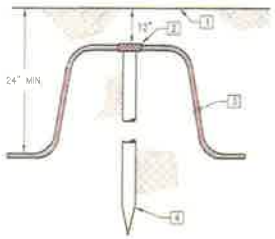

1. FINISH GRADE.
2. CONNECT GROUND ROD WITH EXOTHERMIC WELD.
3. #2 B.C. STRANDED GROUND WIRE
4. 3/4" DIA. X 10' LONG COPPER CLAD GROUND ROD.

GROUND ROD INSTALLATION | SCALE NONE | 6

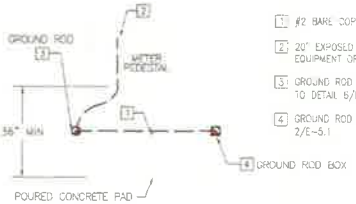

1. #2 BARE COPPER WIRE
2. 20" EXPOSED TAILOUT. CONNECT TO EQUIPMENT OR GROUND BUS.
3. GROUND ROD AT CONCRETE PAD. REFER TO DETAIL 6/E-5.1.
4. GROUND ROD BOX. REFER TO DETAIL 2/E-5.1

PEDESTAL PAD GROUNDING DETAIL | SCALE NONE | 8

E5.1

NO.	REVISIONS	APPROVED	DATE

UNAUTHORIZED CHANGES & USES: The engineer preparing these plans will not be responsible for, or liable for, unauthorized changes to or uses of these plans. All changes to the plans must be in writing and must be approved by the preparer of these plans.

BSE ENGINEERING, INC.
10680 Treena St., Suite 100
San Diego, CA 92131
Tel: (858) 679-9000

REGISTERED PROFESSIONAL ENGINEER
ALAN J. BAUM
No. 15-10-14
ELECTRICAL
STATE OF CALIFORNIA

CITY OF IMPERIAL
420 South Imperial Avenue
Imperial, CA 92251
Ph: (760) 355-3840 • Fax: (760)355-4718

COMMUNITY DEVELOPMENT DEPARTMENT

ELECTRICAL DETAILS
IMPERIAL TRANSIT PARK
DATE: 3/27/2018

SHEET 28 OF 30 SHEETS

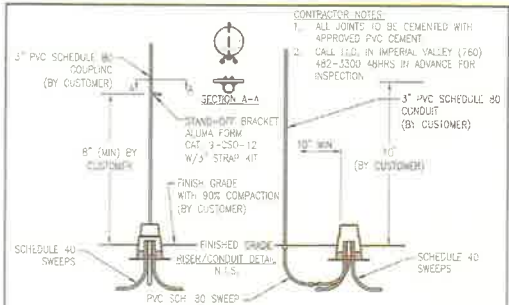

CONTRACTOR NOTES:
1. ALL JOINTS TO BE CEMENTED WITH APPROVED PVC CEMENT.
2. CALL I.I.D. IN IMPERIAL VALLEY (760) 482-3300 48HRS IN ADVANCE FOR INSPECTION.

NOTES:
1. REFER TO INSTALLATION DETAILS, 3/E-5.3, FOR LA QUINTA AND IMPERIAL VALLEY FOR PROPER INSTALLATION OF SECONDARY PULLBOX (IMPERIAL VALLEY PULLBOX PICTORIALLY REPRESENTED IN DRAWING)
2. CONTRACTOR SHALL DO ALL TRENCHING (REFER TO 3.1, THROUGH 3.6 AND 5.23)
3. CONTRACTOR SHALL INSTALL CONDUIT RUNS, PULLBOX AND RISER MATERIAL ON I.I.D. POLE. CONTACT CUSTOMER OPERATIONS FOR LOCATION OF POLE.
4. CONTRACTOR SHALL INSTALL PULL ROPE IN CONDUIT RUN BETWEEN AND METER. REFER TO CONTRACTORS NOTES, TABLE 8 CONDUIT ROPE/EASURCO ROPE REQUIREMENTS, SEE 3.45
5. CONTRACTOR SHALL CALL CUSTOMER OPERATIONS FOR TRENCH INSPECTION PRIOR TO BACKFILLING.
6. CONTRACTOR SHALL BACKFILL AFTER I.I.D. INSPECTOR'S APPROVAL. TRENCH SHALL BE FREE OF ROCKS ADJACENT TO CONDUIT AND PULLBOX. (REFER TO NOTES IN SECTION 3)
7. INQUIRE WITH CUSTOMER OPERATIONS FOR SPECIFICATIONS ON COMMERCIAL SERVICES.
8. ALL MATERIAL SHOWN ON SKETCH EXCEPT FOR POLE SHALL BE FURNISHED AND INSTALLED BY CONTRACTOR AT THEIR EXPENSE.
9. REFER TO CONTRACTORS NOTES DRAWING AND TABLE 5, 3.38.1

ALL RISER SWEEPS TO BE INSTALLED BELOW FINISH GRADE

IID RISER AND PULLBOX DETAIL

SCALE NONE | 1

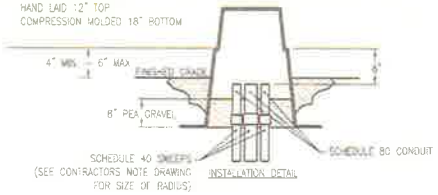

PULLBOX INSTALLATION DETAIL

SCALE NONE | 3

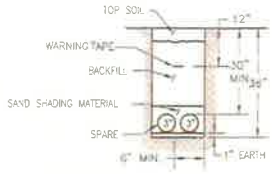

1. TRENCH CONSTRUCTED TO IID STANDARDS.
2. ALL BASE, SHADING, AND BACKFILL MATERIAL MUST BE APPROVED BY AN IID INSPECTOR.
3. SCH 40 PVC CONDUIT SHALL BE USED FOR IID CONSTRUCTION.
4. PROVIDE QUANTITY OF CONDUITS PER ELECTRICAL SITE PLAN, SHEET E1.1.

DUCTBANK SECTION

SCALE NONE | 5

SCALE NONE | 7

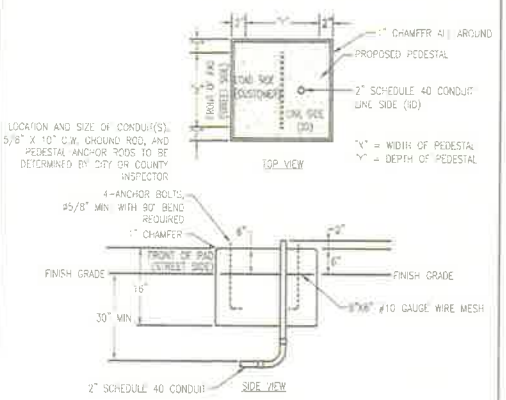

NOTES:
1. LOCATION AND DIRECTION OF METER PAD TO BE DETERMINED BY I.I.D. CUSTOMER SERVICE OPERATIONS DEPARTMENT:
   IMPERIAL AT (760) 482-3300
   COACHELLA AT (760) 398-5841
2. ALL SWEEPS TO BE P.V.C. SCHEDULE 40. CONCRETE ENCASEMENT NOT REQUIRED
3. ALL CONDUIT(S) ON LINE SIDE (IID) TO BE 2" PVC SCHEDULE 40.

PEDESTAL PAD DETAIL

SCALE NONE | 2

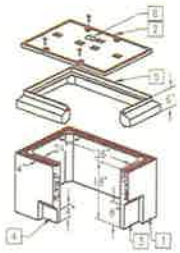

1. PRECAST 2'-0"X3'-0" CONCRETE PULL BOX.
2. POLYMER CONCRETE COVER DESIGNED FOR PARKWAY LOADING.
3. 10"X8" KNOCKOUT EA. END.
4. 4"X10" KNOCKOUT EA. SIDE.
5. TOP RING WITH STEEL FRAME CAST INTO SECTION TO RECEIVE COVER.
6. UTILITY IDENTIFICATION TO SAY "ELECTRICAL" ON TOP OF COVER.

ELECTRICAL HANDHOLE DETAIL W/O BASE

SCALE NONE | 4

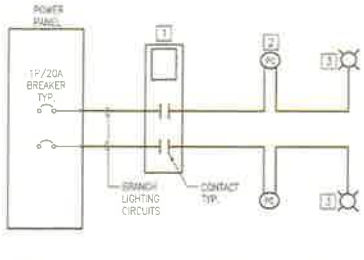

1. TORK MODEL DZS-400-BP SPDT 13A TIME SWITCH OR EQUAL, NUMBER OF CIRCUITS PER DRAWING.
2. HUBBELL PHOTO CONTROL MODEL PTA-1, 120 1/2" THREAD MOUNT OR EQUAL.
3. EXTERIOR LIGHTING LOADS.

EXTERIOR LIGHTING WIRING DIAGRAM

SCALE NONE | 6

E5.2

NO.	REVISIONS	APPROVED	DATE

UNAUTHORIZED CHANGES & USES: The engineer preparing these plans will not be responsible for, or liable for, unauthorized changes to or uses of these plans. All changes to the plans must be in writing and must be approved by the preparer of these plans.

BSE ENGINEERING, INC.
10680 Treena St. Suite 210
San Diego, CA 92131
Tel: 858 578-2002

REGISTERED PROFESSIONAL ENGINEER — STATE OF CALIFORNIA

CITY OF IMPERIAL
420 South Imperial Avenue
Imperial, CA 92251
Ph: (760) 355-3840 • Fax: (760)355-4718

COMMUNITY DEVELOPMENT DEPARTMENT

ELECTRICAL DETAILS
IMPERIAL TRANSIT PARK

DATE: 2/27/2018

SHEET 29 OF 30 SHEETS

LUMINAIRE SCHEDULE

CALLOUT	SYMBOL	LAMP	DESCRIPTION	BALLAST	MOUNTING	MODEL	INPUT WATTS	VOLTS
4	O	(1) 7W LED 4000K	LED TREE GRATE UP LIGHT WITH MACHINED STAINLESS STEEL TREE GRATE COLLAR COORDINATE WITH TREE GRATE MANUFACTURER HIGH HEAT, SHOCK RESISTANT, TEMPERED BOROSILICATE FLAT GLASS LENS INTERGRATED TRANSFORMER HOUSING MADE OF CORROSION-FREE COMPOSITE HIGH STRENGTH POLYESTER MATERIAL. LUMINAIRE DIAMETER TO MATCH GRATE DIAMETER PER DETAIL 1/E5.1 DARK BRONZE FINISH. UL LISTED FOR WET LOCATION	ELECTRONIC	GROUND	BK LIGHTING: HP2-LED-TR-E66-ICEE WITH TREE GRATE COLLAR	7	120V IP 2W

T24 – OUTDOOR LIGHTING COMPLIANCE
LANDSCAPE LIGHTING IS EXEMPT FROM T24 REGULATIONS PER EXCEPTION TO 140.7(a) OF THE 2016 BUILDING ENERGY EFFICIENCY STANDARDS.

1 E6.1 LUMINAIRE SCHEDULE
SCALE: NO SCALE

VOLTAGE DROP SCHEDULE

DEVICE	FEEDER			BRANCH CIRCUIT			TOTAL VOLTAGE DROP
	WIRE SIZE	LENGTH	VOLTAGE DROP	MAX VOLTAGE DROP	WIRE SIZE	LENGTH	
A	#2	89'	0.09%	0.51% (CKT 3)	#12	624	0.6%

2 E6.1 VOLTAGE DROP
SCALE: NO SCALE

FAULT CURRENT SCHEDULE

DEVICE	FAULT	AIC RATING	FED FROM	FEEDER	
			DEVICE	SIZE	LENGTH
A	42,015	42,000	POLE	#2	89'

3 E6.1 SHORT CIRCUIT CALCULATION
SCALE: NO SCALE

A

ROOM
MOUNTING: FLOOR
FED FROM: POLE
NOTE

VOLTS: 240/120V 2P 3W
BUS AMPS: 100
NEUTRAL: 100%

AIC: 42,000
MAIN BKR: 100
LUGS: STANDARD

CKT #	CKT BKR	CIRCUIT DESCRIPTION	LOAD VA A	LOAD VA B	CKT #	CKT BKR	CIRCUIT DESCRIPTION	LOAD VA A	LOAD VA B
1	20/1	LIGHTING – TREE UP LIGHT	84		2	20/1	LIGHTING – TREE UP LIGHT	70	
3	20/1	LIGHTING – TREE UP LIGHT		102	4	20/1	LIGHTING – TREE UP LIGHT		70
5	20/1	IRRIGATION CONTROLLER	100		6	20/1	RESTROOM(FUTURE)	0	
7	20/1	STORM DRAIN SUMP PUMP		900	8	20/1	TIME CLOCK		100
9	20/1	SPARE	0		10	20/1	SPARE	0	
11	20/1	SPARE		0	12	20/1	SPARE		0
							TOTAL CONNECTED VA BY PHASE	254	1,172
							TOTAL CONNECTED AMPS BY PHASE	2	10

9 10

	CONN. VA	CALC. VA	
LIGHTING	326	407	(125%)
LARGEST MOTOR	900	1,125	(125%)
OTHER MOTORS	0	0	(100%)
RECEPTACLES	0	0	(50%>10)
KITCHEN EQUIP	0	0	(N/A)

	CONN VA	CALC VA	
CONTINUOUS	300	250	(125%)
HEATING	0	0	(N/A)
COOLING	0	0	(N/A)
NONCONTINUOUS	0	0	(100%)
DIVERSE	0	0	(N/A)
METERED DEMAND	0	0	(125%)
TOTAL KVA	1,428	1,782	
BALANCED AMPS		7	

4 E6.1 PANEL SCHEDULE
SCALE: NO SCALE

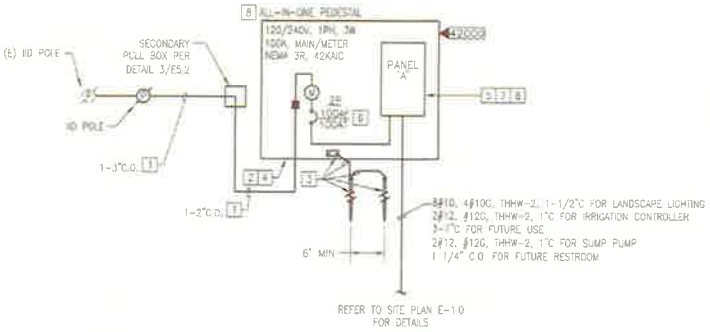

5 E6.1 SINGLE LINE DIAGRAM
SCALE: NO SCALE

KEY NOTES

1. SERVICE ENTRANCE CONDUCTORS SHALL BE FURNISHED AND INSTALLED BY IID.
2. PROVIDE 120/240, 1 PHASE, 3 WIRE, 100 AMP "ALL-IN-ONE" METER/PANEL PEDESTAL. MAIN CIRCUIT BREAKER SHALL BE SERIES RATED. PANEL SHALL HAVE INTEGRAL ASTRONOMICAL TIME CLOCK WITH BATTERY BACK UP FOR TIME CLOCK MEMORY, AND LIGHTING CONTACTOR. SEE LIGHTING CONTROL PANEL WIRING DIAGRAM 6/E5.2. CABINET SHALL BE NEMA 3R RATED ENCLOSURE.
3. PROVIDE #2 COPPER BARE STRANDED GROUND WIRE AND 3/4" x 10' COPPER CLAD STEEL GROUND ROD.
4. ELECTRICAL SERVICE EQUIPMENT SHALL HAVE MINIMUM AIC RATING OF 42,000 AMPS.
5. OVERCURRENT DEVICE ENCLOSURES SHALL BE IDENTIFIED LABELED IN ACCORDANCE WITH NEC 110-22.
6. LABEL CIRCUIT BREAKER AS SERVICE DISCONNECTING MEANS IN ACCORDANCE WITH NEC 230-70(B).
7. REFER TO 4/E-6.1 FOR PANEL SCHEDULE.
8. PROVIDE NAMEPLATE PER DETAIL 5/E-5.1.
9. PROVIDE SWITCHED RECEPTACLE FOR SUMP PUMP. PROVIDE SWITCH TO CONTROL RECEPTACLE INSIDE PEDESTAL. LABEL SWITCH "SUMP PUMP".
10. PROVIDE GROUND FAULT CIRCUIT BREAKER FOR SUMP PUMP.

E6.1

NO.	REVISIONS	APPROVED	DATE

UNAUTHORIZED CHANGES & USES: The engineer preparing these plans will not be responsible for, or liable for, unauthorized changes to or uses of these plans. All changes to the plans must be in writing and must be approved by the preparer of these plans.

BEE ENGINEERING, INC.
16661 Hallmark Pl. Suite 100
Fontana CA 92336
tel. 858 379 2060

CITY OF IMPERIAL
420 South Imperial Avenue
Imperial, CA 92251
Ph: (760) 355-3840 • Fax: (760)355-4718

COMMUNITY DEVELOPMENT DEPARTMENT

SINGLE LINE DIAGRAM AND CALCULATIONS
IMPERIAL TRANSIT PARK

DATE: 2/27/2018

SHEET 30 OF 30 SHEETS

Proposed Project Timeline

Imperial Transit Park
CA-04-0248-00
Northwest Corner of Barioni Blvd & M Street

Plans & Bid Documents Completion	Tuesday	3/6/18	City Hall
City Council Agenda Item Due	Wednesday	3/28/18	City Hall
City Council Meeting Notice to Seek Bids	Wednesday	4/4/18	City Council
Send Notice to IV Press for Invitation to Bid	Wednesday / Wednesday	5/16/18 5/23/18	Publication Period
Publish Invitation to Bid IV Press	Sunday/Sunday	5/20/18 5/27/18	City Hall
Pre-Bid Meeting	Tuesday	6/5/18	City Hall 10:00 a.m.
Bid Opening	Thursday	6/28/18	City Hall 3:00 p.m.
Review Bids	Monday – Friday	7/9/18 - 7/13/18	City Hall
City Council Agenda Item Due	Wednesday	7/11/18	City Hall
City Council Meeting to Award Project	Wednesday	7/18/18	City Council
Notify Contractor	Thursday	7/19/18	Mail & phone
Send Notification to Residents of Project	Friday	7/20/18	US Mail
Notice to Proceed	Wednesday	8/1/18	City Hall (10 days after Award)
Pre-Con Meeting	Thursday	8/2/18	City Hall 10:00 a.m.
Start Project	Monday	**8/6/18**	City Hall
Completion of Project 120 calendar days	Monday	**12/3/18**	City Hall

City of Imperial
Community Development Department
420 South Imperial Avenue • Imperial, CA 92251 • Phone: (760)355-1152 • Fax: (760)355-4718

ONSITE

Description	Quantity	Unit	Unit Price	Total
Mobilization	1	LS	$25,000.00	$25,000.00
Traffic Control/Detour Safety	1	LS	$30,000.00	$30,000.00
Stormwater Compliance	1	LS	$10,000.00	$10,000.00
Demolition & Site Preparation				
Clearing & Grubbing	0.2	AC	$5,000.00	$803.00
Unclassified Excavation	3,000	CY	$5.00	$15,000.00
Export	3,000	CY	$15.00	$45,000.00
Remove Concrete Footings	1	LS	$1,000.00	$1,000.00
Subgrade Preparation	31,460	SF	$0.50	$15,730.00
Site Improvements				
Vehicular Pavement (8" Conc)	201	CY	$400.00	$80,413.00
Parking Lot Pavement (4" Asphalt)	278	TON	$120.00	$33,330.00
Roadway Pavement (4" Asphalt)	0	TON	$120.00	$0.00
Plaza Pavement (4" Concrete)	135	Cy	$400.00	$54,188.00
Sand Base (4")	135	CY	$50.00	$6,774.00
Aggregate Base	625	CY	$65.00	$40,610.00
Concrete Sidewalk	600	SF	$10.00	$6,000.00
Concrete Curb & Gutter	563	LF	$15.00	$8,445.00
Concrete Curb	560	LF	$12.00	$6,720.00
Pedestrian Ramp	4	EA	$2,500.00	$10,000.00
6' High Chain Link Fencing/Gate	470	LF	$25.00	$11,750.00
42" High Chain Link Fencing	190	LF	$25.00	$4,750.00
Storm Drain Cleanout w/ Sump Pump and Piping to Curb	1	EA	$10,000.00	$10,000.00
Storm Drain Cleanout	2	EA	$5,000.00	$10,000.00
Catch Basin- 12" x 12"	7	EA	$1,500.00	$10,500.00
6" PVC Storm Drain Pipe	480	LF	$30.00	$14,400.00
Storm Drain Cleanout	1	EA	$500.00	$500.00
Stormwater Storage/ Infiltration System	1	LS	$10,000.00	$10,000.00

Sidewalk Under-Drain	0	LS	$2,000.00	$0.00
Traffic Sinage	1	LS	$1,000.00	$1,000.00
Traffic Striping/Markings	1	LS	$1,000.00	$1,000.00
Station Striping/ Markings	1	LS	$1,000.00	$1,000.00
Site Ammenities				
Prefab Bus Shelter (15' long by 5' wide)	3	EA	$9,000.00	$27,000.00
Prefab Shade Structure (30' long by 8' wide)	2	EA	$32,350.00	$64,700.00
Backed Bench	7	EA	$1,350.00	$9,450.00
Trash Receptical	7	EA	$1,060.00	$7,420.00
Tree Gate	18	EA	$1,300.00	$23,400.00
Bike Rack	9	EA	$350.00	$3,150.00
Signage Monument	1	LS	$5,953.00	$5,953.00
Seatwall with Pre-cast Concrete Cap	1	LS	$20,000.00	$20,000.00
Kiosk (2-sided)	2	EA	$5,000.00	$10,000.00
Landscaping/ Irrigation				
Irrigation System	1	LS	$70,500.00	$70,500.00
Decomposed Granite with Weed Barrier	1	LS	$34,000.00	$34,000.00
Weed Abatement	1	LS	$2,500.00	$2,500.00
Soil Prep & Final Grading	23,500	SF	$0.40	$9,400.00
Trees with Root Barrier (24" Box)	33	EA	$490.00	$16,170.00
Shrubs (1 Gallon)	1,346	EA	$8.00	$10,768.00
Shrubs (5 Gallon)	163	EA	$24.00	$4,056.00
Electrical/ Lighting				
Handhole 14x20	6	EA	$300.00	$1,800.00
Handholoe 2"x3"	1	EA	$750.00	$750.00
Type A - Tree Lights	36	EA	$1,000.00	$36,000
Conduit 1" PVC	1	LS	$3,200.00	$3,200.00
Conduit 3" PVC	1	LS	$500.00	$500.00
Cabel	1	LS	$4,500.00	$4,500.00

Trenching	1	LS	$4,000.00	$4,000.00
Secondary Pull Box	1	EA	$300.00	$300.00
All-In-One Pedestal	1	LS	$7,000.00	$7,000.00
Total- Construction Costs				$840,430.00
Contingency (15%)				$126,064.50
Total Construction				$966,495

OFFSITE

Description	Quantity	Unit	Unit Price	Total
Demolition & Site Preparation				
Clearing & Grubbing	0.14	AC	$5,000.00	$689.00
Remove Conc Walk/Ramp/Driveway/Slab/Sidewalk	1,300	SF	$2.00	$2,600.00
Remove Conc Curb & Gutter	260	LF	$2.00	$520.00
Remove Light	3	ES	$500.00	$1,500.00
Remove Sign	1	ES	$100.00	$100.00
Remove Concrete Footings (49)	0	LS	$1,000.00	$0.00
Remove Chain Link Fence	500	LF	$5.00	$2,500.00
Remove Individual Fence Posts (3)	1	LS	$500.00	$500.00
Subgrade Preparation	19,500	SF	$0.50	$9,750.00
Survey Monument	2	EA	$1,000.00	$2,000.00
Site Improvements				
Vehicular Pavement (8" Conc)	176	CY	$400.00	$70,547.00
Parking Lot Pavement (4" Asphalt)	9	TON	$120.00	$1,037.00
Roadway Pavement (4" Asphalt)	139	TON	$120.00	$16,667.00
Plaza Pavement (4" Concrete)	34	CY	$400.00	$13,532.00
Sand Base (4")	34	CY	$50.00	$1,692.00
Aggregate Base	446	CY	$65.00	$29,012.00
Concrete Sidewalk	650	SF	$10.00	$6,500.00
Concrete Cross Gutter	1,125	SF	$12.00	$13,500.00
Concrete Curb & Gutter	170	LF	$15.00	$2,550.00
Concrete Curb	175	LF	$12.00	$2,100.00
Pedestrian Ramp	7	EA	$2,500.00	$17,500.00
Sidewalk Under-Drain	1	LS	$2,000.00	$2,000.00
Water Service/Meter/BFD	1	EA	$7,000.00	$7,000.00
Irrigation Service/Meter/BFD	1	EA	$7,000.00	$7,000.00
Sewer Lateral	1	LS	$7,000.00	$7,000.00

Sewer Cleanout	1	EA	$200.00	$200.00
	0			
Site Ammenities				
Tree Grate	2	EA	$1,300.00	$2,600.00
Landscaping/ Irrigation				
Trees with Root Barrier (24" Box)	2	EA	$490.00	$980.00
Electrical/ Lighting				
Type A- Tree Lights	4	EA	$1,000.00	$4,000.00
Total- Construction Costs				$225,576.00
Contingency (15%)				$33,836.00
Total Construction				$259,412.00

Agenda Item No. 15-3

DATE SUBMITTED	3/29/2018	COUNCIL ACTION	(X)
SUBMITTED BY	City Manager's Office	PUBLIC HEARING REQUIRED	( )
		RESOLUTION	( )
		ORDINANCE 1ST READING	( )
DATE ACTION REQUIRED	4/4/2018	ORDINANCE 2ND READING	( )
		CITY CLERK'S INITIALS	

IMPERIAL CITY COUNCIL
AGENDA ITEM

SUBJECT: DISCUSSION/ACTION: AGREEMENT FOR SERVICES BETWEEN THE CITY OF IMPERIAL AND HDL COMPANIES

1. APPROVAL OF AGREEMENT FOR SALES AND USE TAX SERVICES BETWEEN HDL COMPANIES AND THE CITY OF IMPERIAL;
2. APPROVAL OF ADDENDUM TO THE AGREEMENT BETWEEN HDL COMPANIES AND THE CITY OF IMPERIAL FOR CANNABIS MANAGEMENT SERVICES;

DEPARTMENT INVOLVED: CITY MANAGER'S OFFICE

BACKGROUND/SUMMARY:

HdL is a consortium of three companies established to maximize local government revenues by providing audit, compliance, economic development, consulting services and software products. Its audit and consulting services include sales, use and transaction taxes, property taxes, and transient occupancy taxes The City of Imperial has partnered with HdL Companies for over ten (10) years for services regarding sales and use tax. Over the last ten years, the City's economic base and sales tax revenue has grown over 48%.

Additionally, the City of Imperial would like to contract with HdL for their Cannabis Management Services. Their team of professionals have direct knowledge and experience in in the establishment and implementation of Cannabis Regulatory Programs including establishing land-use regulations, registration processes, application reviews, operation regulations for cannabis facilities, staffing plans, cost recovery, structuring cannabis business taxes and conducting compliance and financial audits. It is the City's intent to utilize HdL as the third party review during our cannbis application/selection process. Also, to establish a cannabis sales tax measure on the November 2018 ballot.

FISCAL IMPACT:

Annual Contract : $4200

Cannabis Addendum: (not to exceed) $16,000

*Please note, the $16K is a direct pass through cost to cannabis applicants.

Total Cost: $20,200

FINANCE INITIALS _____

STAFF RECOMMENDATION:

DEPT. INITIALS _____

MANAGER'S RECOMMENDATION: It is my recommendation to approve the contract with HdL Companies for their continued sales and use tax services. As well as approve the addendum for Cannabis Management Services.

CITY MANAGER's INITIALS _____

MOTION:

CITY OF IMPERIAL

FIRST AMENDMENT TO

AGREEMENT FOR SALES, USE AND TRANSACTIONS TAX SERVICES

1. PARTIES AND DATE.

This First Amendment to the Agreement for Sales, Use and Transactions Tax Services ("First Amendment") is entered into on the_____day of_____, 2018, by and between the CITY of IMPERIAL organized under the laws of the State of California, with its principal place of business at 420 South Imperial Avenue, Imperial CA 92251 ("CITY") and HINDERLITER de LLAMAS AND ASSOCIATES, a California corporation, with its principal place of business at 1340 Valley Vista Drive, Suite 200, Diamond Bar, CA 91765 ("Consultant"). CITY and Consultant are sometimes individually referred to herein as "Party" and collectively as "Parties."

2. RECITALS.

2.1 Agreement. The Parties entered into that certain Agreement for Sales, Use and Transaction Tax Services dated April 19, 2006 ("Agreement").

2.2 First Amendment. The Parties now desire to amend the Agreement for ongoing consultation for Sales, Use and Transactions Tax Audit Services and Cannabis Services.

Adding the Cannabis Management Program – See Exhibit A for Scope of Services. Increasing compensation for Sales, Use and Transactions Tax Audit and Information Services.

2.3 Compensation. Section V Consideration of the Agreement is hereby amended as follows:

A. CONTRACTOR shall provide the sales tax and economic analysis Services described in Section II-A for a fee of **$350** per month, commencing with the month of the Effective Date (hereafter referred to as "monthly fee"). The monthly fee shall be invoiced quarterly in arrears, and shall be paid by CITY no later than 30 days after the invoice date. The monthly fee shall increase annually following the month of the Effective Date by the percentage increase in the "CPI" for the preceding twelve month period. In no event shall the monthly fee be reduced by this calculation. For purposes of this Agreement, the "CPI" shall mean the Consumer Price Index - All Urban Consumers for the surrounding statistical metropolitan area nearest CITY, All Items (1982-84 = 100), as published by the U.S. Department of Labor, Bureau of Labor Statistics, or, if such index should cease to be published, any reasonably comparable index selected by CONTRACTOR.

B. 1. CONTRACTOR shall be further paid 15% of all new and recovered sales, use and transactions tax revenue received by the CITY as a result, in whole or in part, of the allocation audit and recovery services described in Section II-B above (hereafter referred to as "audit fee"), including without limitation, any reimbursement or other payment from any state fund and any point of sale

misallocations.

2. The audit fee shall be paid even if CITY assists, works in parallel with, and/or incurs attorneys' fees or other costs or expenses in connection with any of the relevant Services. Among other things, the audit fee applies to state fund transfers received for back quarter reallocations and monies received in the first eight consecutive reporting quarters following completion of the allocation audit by CONTRACTOR and confirmation of corrections by the State Board of Equalization. CITY shall pay audit fees upon CONTRACTOR'S submittal of evidence of CONTRACTOR'S work in support of recovery of subject revenue, including, without limitation, copies of BOE 549-S petition forms of any other correspondence between CONTRACTOR and the Board of Equalization or the taxpayer.

3. For any increase in the tax reported by businesses already properly making tax payments to CITY, it shall be CONTRACTOR's responsibility to support in its invoices the audit fee attributable, in whole or in part, to CONTRACTOR's Services.

For Cannabis Services: HdL's fee is based on time, materials and travel expenses associated with the execution of the services. It is based on the current scope of services as outlined in Objectives 1 through 3 for a fee not to exceed $16,000. This fee is based on the current requirements presented to HdL by City staff to meet these requirements and the following assumptions:

Scope of Service Objectives	Estimated Hours of Labor/Budget
Objective 1 – Application Review and Ranking Up to Eight Applicants	**48 Hours/$12,000***
Objective 2 – Develop Tax Ordinance, Ballot Measure and Fiscal Analysis	**10 Hours/$3,000**
Objective 3 – Travel Cost to Attend One Council Meeting	**Flat Rate $1,000**
Total	**58 Hours/$16,000**

<u>*Objective 1: Cost Assumptions – Application Review and Ranking</u>

- The cost associated with this objective is based on the assumption that the City will receive at least eight (8) applications. Should the City receive a lessor number they shall only be charged $1,500 per application reviewed by the Consultant. Furthermore, should the City receive more than eight applications they will be charged an additional $1,500 for each additional application in which the Consultant is requested to review and rank.

<u>Objective 2: Cost Assumptions- Develop Tax Ordinance, Ballot Initiative and Fiscal Analysis</u>

- The Consultant will develop a tax ordinance and tax resolution which will be approved by the City Council and the voters.

- HdL will not incur any cost associated with the City filing the ballot initiative with the County Registrar or marketing to promote the ballot initiative.

- Prepare a fiscal revenue analysis identifying tax options for the various types of cannabis businesses which will be operating in the City to develop a tax strategy which maximizes the economic benefit for the City.

Objective 3: Cost Assumptions- Travel Cost

- Travel cost shall be billed at $1,000 per day to attend on-site meetings, workshops and City Council meetings. It is anticipated that the Consultant will be required to attend one
  (1) meeting. Should the City request additional meeting it will be billed at the travel cost rate. Once on site the City will be billed at the hourly rate of the Consultant staff requested for the duration of time they are on-site.

2.4 Remaining Provisions of Agreement. Except as otherwise specifically set forth in this First Amendment, the remaining provisions of the Agreement shall remain in full force and effect.

CITY OF IMPERIAL

By: _____
City Manager

HINDERLITER DE LLAMAS & ASSOC.

By: _____
Andrew Nickerson, President

APPROVED AS TO FORM:

By: _____
City Clerk

EXHIBIT A – SCOPE OF SERVICES

The regulation, compliance and taxation of cannabis is complex and filled with challenging issues. Therefore, the objectives presented in this proposal are based on HdL's experience and the expectations and desired outcomes of the City. However, due to the ongoing evolution of the state's Medical Cannabis Regulation and Safety Act (MCRSA), Proposition 64, Adult Use Marijuana Act (AUMA), and SB 94, the Medicinal Adult-Use Cannabis Regulation and Safety Act ("MAUCRSA"), HdL is agreeable to modifications to this scope of services as deemed necessary by both HdL and City staff. Amendments to this Scope of Services shall be made in writing and shall not constitute additional hours of work without proper compensation unless otherwise approved by the City and HdL.

The Scope of Services to be provided by HdL shall include:

- Kick off conference call with City Staff, or City Sub Committees;
- Conduct cannabis application reviews which will be scored incompliance with the application procedures and regulatory ordinance in the City of Imperial;
- Identify issues which City staff needs to mitigate related to the application process and
- procedures prior to issuing regulatory permits to the cannabis businesses;
- Provide City staff with technical and policy expertise related to the operations and understanding of the Cannabis Industry to ensure compliance with the Medical Cannabis and Safety Act (MCRSA), Adult Use Marijuana Act (AUMA), SB 94, the Medicinal Adult- Use Cannabis Regulation and Safety Act ("MAUCRSA"), and all applicable local ordinances;
- Develop a tax measure and ordinance which will provide the City maximum economic
- benefits but at the same time ensure long term stability for the cannabis business operators.

Objective 1: Application Review and Ranking

Objective 1.1 Application Review and Initial Ranking

HdL will review all applications to identify incomplete submissions for immediate disqualification, omissions of live scan submissions and background checks of all business partners, and applications which do not conform to zoning requirements for their perspective permit specifically authorized by the RFPA. The best submissions will be forward thinking and deploy solutions that identify the best "green" practices, while employing "sustainable" energy and waste solutions, and implement the "best practices" available in the cannabis industry. Consideration will be given to applications designed to reduce and address actual or potential concerns the City may have regarding nuisance behavior, environmental issues, or product safety.

The specific criteria which will be used in evaluating and rating the applications shall include the following:

- Overall quality of the proposal including responsiveness and conformance to the RFPA requirements for content and format;
- Quality and appropriateness of proposed applicant team, professional experience and background of primary applicants and key sub leases;

- Key personnel, project location, and other management staff with required experience and skills relevant to this project;
- Primary applicants experience and ability to manage operations of proposed facility, scheduling of work, cost estimating and budget management;
- Primary makeup of applicant's corporate board, and prior experience working with local government agencies;
- Patient tracking, product inventory management and recordkeeping;
- Quality and appropriateness of proposed site, business model, organization, and knowledge and experience working with specific legal codes and regulations;
- Transportation plan describing the procedures for safely and securely transporting cannabis products and currency;
- Applicants use, and implementation of solutions designed to reduce or address any actual or potential concerns of the City and its residents; and
- Any other additional information which the City would like to incorporate into the selection process which they deemed necessary.

Objective 1.2 Scoring Results and Recommendations:

All applications will be scored by HdL staff and maintained on a spreadsheet. The scoring spreadsheet will be provided to the City, along with HdL's recommendations. Those applicants which have passed Phase II in accordance with the City requirements as determined by the application guideline for each permitted category, will move on to Phase III.

Each of the applicants from each category will be reviewed and rated based on fourteen (14) categories established by the City. An applicant's score for points will be based on their ability to meet or exceed minimum requirements in the fourteen (14) categories. Applicants must provide information on how they plan to meet these point categories. Such action will become a mandatory condition of their permit. Failure to meet or comply with these requirements will subject the applicants to penalties and/or revocation proceedings. The fourteen (14) categories are as follows:

1. Qualifications of Principals
2. Business Plan
3. Community Benefits
4. Site and Floor Plan
5. Security Plan
6. Proof of Living Wage
7. Employee Handbook
8. Standard Operating Procedures
9. Disposal Procedures
10. Inventory Control
11. Odor Management Plan
12. Signage Plan
13. Preference in Clinic or Academic Research
14. Cash Management

Objective 2: Develop Tax Ordinance, Ballot Measure and Fiscal Analysis

Objective 2.1 Create and Design Ballot Measure

- Design in the ordinance an administrative procedure policy related to delinquencies, payment process, appeals, exemptions and other administrative requirements which will be utilized by the city for the implementation and collection of the tax upon adoption;

- Establish language in the ballot measure which will capture the taxation of cannabis to provide the city flexibility to adapt to various economic conditions in the cannabis industry; and

- Create and design a ballot measure to tax the various cannabis licensed activities which are permitted in the city.

- Prepare a fiscal revenue analysis identifying tax options for the various types of cannabis businesses which will be operating in the City to develop a tax strategy which maximizes the economic benefit for the City.

City of Imperial

Cannabis Management Program

HdL Companies
1340 Valley Vista Dr., Suite 200
Diamond Bar, CA 91765
www.hdlcompanies.com

Contact:
David McPherson
909.861.4335
dmcpherson@hdlcompanies.com

HdL COMPANIES

TABLE OF CONTENTS

I. LETTER OF TRANSMITTAL 2

II. PROPOSED SCOPE OF SERVICES 3

III. COST 6

IV. EXPERIENCE AND RESOURCES 7

VI. REFERENCES 13

I. LETTER OF TRANSMITTAL

March 24, 2018

Stefan Chatwick
City Manager
City of Imperial
420 S. Imperial Avenue
Imperial, CA 92251

Re: Proposal – Conduct Application Review and Create a Cannabis Tax Measure for the City of Imperial

Dear Mr. Chatwick,

Thank you for the opportunity to present this proposal to conduct cannabis application reviews and to develop a tax measure for the City of Imperial. HdL was incorporated in 1983 and has over 30 years of experience providing revenue enhancement and consulting services to local governments in California. HdL is a consortium of three companies established to maximize local government revenues by providing audit, compliance, economic development, consulting services and software products. Its audit and consulting services include sales, use and transaction taxes, property taxes, transient occupancy taxes, and a Cannabis Management Program. HdL's systematic and coordinated approach to revenue management and economic data analysis is currently being utilized by over 400 agencies in six states. The firm currently serves 44 counties, 299 cities and 79 transactions tax districts in California.

Of interest to you and your team is our knowledgeable team of professionals who have direct experience in the establishment and implementation of Cannabis Regulatory Programs including establishing land-use regulations, registration processes, application reviews, operation regulations for cannabis facilities, staffing plans, cost recovery, structuring cannabis business taxes and conducting compliance and financial audits.

Enclosed please find our detailed scope of services for HdL's Cannabis Management Program. We agree to adhere to the deliverable requirements for a total cost not to exceed $16,000. However, this will be subject to an agreed upon project schedule between Imperial and HdL.

We look forward to the opportunity to partner with the City of Imperial in developing a strategy which meets your program needs. If you have any questions or require additional information, please feel free to contact Andy Nickerson at 909.861.4335 or by email at anickerson@hdlcompanies.com or David McPherson at 909.861.4335 or by email at dmcpherson@hdlcompanies.com.

Sincerely,

Andy Nickerson
President, HdL Companies

II. PROPOSED SCOPE OF SERVICES

The regulation, compliance and taxation of cannabis is complex and filled with challenging issues. Therefore, the objectives presented in this proposal are based on HdL's experience and the expectations and desired outcomes of the City. However, due to the ongoing evolution of the state's Medical Cannabis Regulation and Safety Act (MCRSA), Proposition 64, Adult Use Marijuana Act (AUMA), and SB 94, the Medicinal Adult-Use Cannabis Regulation and Safety Act ("MAUCRSA"), HdL is agreeable to modifications to this scope of services as deemed necessary by both HdL and City staff. Amendments to this Scope of Services shall be made in writing and shall not constitute additional hours of work without proper compensation unless otherwise approved by the City and HdL.

The Scope of Services to be provided by HdL shall include:

- Kick off conference call with City Staff, or City Sub Committees;
- Conduct cannabis application reviews which will be scored incompliance with the application procedures and regulatory ordinance in the City of Imperial;
- Identify issues which City staff needs to mitigate related to the application process and procedures prior to issuing regulatory permits to the cannabis businesses;
- Provide City staff with technical and policy expertise related to the operations and understanding of the Cannabis Industry to ensure compliance with the Medical Cannabis and Safety Act (MCRSA), Adult Use Marijuana Act (AUMA), SB 94, the Medicinal Adult-Use Cannabis Regulation and Safety Act ("MAUCRSA"), and all applicable local ordinances;
- Develop a tax measure and ordinance which will provide the City maximum economic benefits but at the same time ensure long term stability for the cannabis business operators.

Objective 1: Application Review and Ranking

Objective 1.1 Application Review and Initial Ranking

HdL will review all applications to identify incomplete submissions for immediate disqualification, omissions of live scan submissions and background checks of all business partners, and applications which do not conform to zoning requirements for their perspective permit specifically authorized by the RFPA. The best submissions will be forward thinking and deploy solutions that identify the best "green" practices, while employing "sustainable" energy and waste solutions, and implement the "best practices" available in the cannabis industry. Consideration will be given to applications designed to reduce and address actual or potential concerns the City may have regarding nuisance behavior, environmental issues, or product safety.

The specific criteria which will be used in evaluating and rating the applications shall include the following:

- Overall quality of the proposal including responsiveness and conformance to the RFPA requirements for content and format;
- Quality and appropriateness of proposed applicant team, professional experience and background of primary applicants and key sub leases;
- Key personnel, project location, and other management staff with required experience and skills relevant to this project;
- Primary applicants experience and ability to manage operations of proposed facility, scheduling of work, cost estimating and budget management;
- Primary makeup of applicant's corporate board, and prior experience working with local government agencies;
- Patient tracking, product inventory management and recordkeeping;
- Quality and appropriateness of proposed site, business model, organization, and knowledge and experience working with specific legal codes and regulations;
- Transportation plan describing the procedures for safely and securely transporting cannabis products and currency;
- Applicants use, and implementation of solutions designed to reduce or address any actual or potential concerns of the City and its residents; and
- Any other additional information which the City would like to incorporate into the selection process which they deemed necessary.

Objective 1.2 Scoring Results and Recommendations:
All applications will be scored by HdL staff and maintained on a spreadsheet. The scoring spreadsheet will be provided to the City, along with HdL's recommendations. Those applicants which have passed Phase II in accordance with the City requirements as determined by the application guideline for each permitted category, will move on to Phase III.

Each of the applicants from each category will be reviewed and rated based on fourteen (14) categories established by the City. An applicant's score for points will be based on their ability to meet or exceed minimum requirements in the fourteen (14) categories. Applicants must provide information on how they plan to meet these point categories. Such action will become a mandatory condition of their permit. Failure to meet or comply with these requirements will subject the applicants to penalties and/or revocation proceedings. The fourteen (14) categories are as follows:

1. Qualifications of Principals
2. Business Plan
3. Community Benefits
4. Site and Floor Plan
5. Security Plan

6. Proof of Living Wage
7. Employee Handbook
8. Standard Operating Procedures
9. Disposal Procedures
10. Inventory Control
11. Odor Management Plan
12. Signage Plan
13. Preference in Clinic or Academic Research
14. Cash Management

Objective 2: Develop Tax Ordinance, Ballot Measure and Fiscal Analysis

Objective 2.1 Create and Design Ballot Measure

- Design in the ordinance an administrative procedure policy related to delinquencies, payment process, appeals, exemptions and other administrative requirements which will be utilized by the city for the implementation and collection of the tax upon adoption;

- Establish language in the ballot measure which will capture the taxation of cannabis to provide the city flexibility to adapt to various economic conditions in the cannabis industry; and

- Create and design a ballot measure to tax the various cannabis licensed activities which are permitted in the city.

- Prepare a fiscal revenue analysis identifying tax options for the various types of cannabis businesses which will be operating in the City to develop a tax strategy which maximizes the economic benefit for the City.

III. COST

HdL's fee proposal is based on time, materials and travel expenses associated with the execution of the services. It is based on the current scope of services as outlined in Objectives 1 through 3 for a fee not to exceed $16,000. This fee is based on the current requirements presented to HdL by City staff to meet these requirements and the following assumptions:

Scope of Service Objectives	Estimated Hours of Labor/Budget
Objective 1 – Application Review and Ranking Up to Eight Applicants	**48 Hours/$12,000***
Objective 2 – Develop Tax Ordinance, Ballot Measure and Fiscal Analysis	**10 Hours/$3,000**
Objective 3 – Travel Cost to Attend One Council Meeting	**Flat Rate $1,000**
Total	**58 Hours/$16,000**

***Objective 1: Cost Assumptions – Application Review and Ranking**

- The cost associated with this objective is based on the assumption that the City will receive at least eight (8) applications. Should the City receive a lessor number they shall only be charged $1,500 per application reviewed by the Consultant. Furthermore, should the City receive more than eight applications they will be charged an additional $1,500 for each additional application in which the Consultant is requested to review and rank.

Objective 2: Cost Assumptions- Develop Tax Ordinance, Ballot Initiative and Fiscal Analysis

- The Consultant will develop a tax ordinance and tax resolution which will be approved by the City Council and the voters.
- HdL will not incur any cost associated with the City filing the ballot initiative with the County Registrar or marketing to promote the ballot initiative.
- Prepare a fiscal revenue analysis identifying tax options for the various types of cannabis businesses which will be operating in the City to develop a tax strategy which maximizes the economic benefit for the City.

Objective 3: Cost Assumptions- Travel Cost

- Travel cost shall be billed at $1,000 per day to attend on-site meetings, workshops and City Council meetings. It is anticipated that the Consultant will be required to attend one (1) meeting. Should the City request additional meeting it will be billed at the travel cost rate. Once on site the City will be billed at the hourly rate of the Consultant staff requested for the duration of time they are on-site.

V. EXPERIENCE AND RESOURCES

Company Profile

Founded in 1983, HdL is a consortium of three companies established to maximize local government revenues by providing audit, compliance, economic development, consulting services and software products. Its audit and consulting services include sales, use and transaction taxes, property taxes, transient occupancy taxes, and a Medical Cannabis Management Program. The firm also provides a variety of enterprise software processing tools for business licensing, code enforcement, animal control, building permits and tracking/billing of false alarms. HdL's systematic and coordinated approach to revenue management and economic data analysis is currently being utilized by over 400 agencies in six states. The firm currently serves 44 counties, 299 cities and 79 transactions tax districts in California.

HdL's key staff has extensive experience serving local government and many have previously held positions in city management, finance, planning, economic development or revenue collection. HdL is a Corporate Partner of the League of California Cities and California State Association of Counties, and works extensively with the County Auditor's Association of California, California Society of Municipal Finance Officers (CSMFO) and California Municipal Revenue and Tax Association (CMRTA) on anticipation and planning of programs to strengthen local government revenues.

This close understanding of local government needs coupled with extensive databases and advance methodology provides for the most relevant, productive and responsive, revenue recovery, forecasting and economic services available.

Our team of professionals has over 20 years of direct experience with establishing and implementing medical and retail cannabis regulatory and taxation programs which include establishing land-use regulations, permit processes, staffing plans, cost recovery fees, structuring cannabis business tax fees, regulatory compliance, financial audits and law enforcement training. Our team has conducted over 11,000 cannabis compliance inspections and investigations in Colorado, California and Nevada.

Key Personnel

David McPherson, Cannabis Compliance Director

David McPherson works with local agencies to prepare them to mitigate regulatory issues surrounding Proposition 64 and SB 94. Prior to joining the firm, David served 28 years in local government for the County of Orange and the cities of Newport Beach, San Jose and Oakland. David's experience as a law enforcement officer, compliance auditor, and tax

administrator has provided him a wealth of experience that makes him uniquely qualified to manage HdL's Cannabis Management Program. While working for the City of Oakland, he became the first Tax Administrator in the Country to successfully tax, regulate and audit medical marijuana businesses. David has over 7 years of experience working with Cannabis regulatory programs.

David is one of the state's most recognized experts in cannabis regulatory policies, compliance implementation and tax policies. His unique knowledge in horticulture, processing and dispensary operations while working for the City of Oakland has made him one of the pioneers in creating a Cannabis Management Program. He uses his experience to assist local and state agencies in developing cannabis policies for regulation, compliance, auditing and economic development. He worked closely with the League of Cities and lobbyists on the development of the Medical Cannabis Regulation and Safety Act (MCRSA) and helped shape SB 94, the Medicinal Adult-Use Cannabis Regulation and Safety Act (MAUCRSA).

David provides technical support on cannabis-related matters to the League of Cities, the Police Chief's Association, Rural County Representatives of California and the California State Association of Counties. In addition, David is working collaboratively with the Department of Consumers Affairs, Department of Food & Agriculture, Department of Health Services and the State Board of Equalization on the implementation of best practices for regulating the Cannabis Industry for local agencies.

David received his Bachelor's Degree in History from California State University, Fullerton and his Master's Degree in Public Administration from California State University, Long Beach. While at Long Beach, he was named "Future Urban Administrator of the Year".

Tim Cromartie, Senior Cannabis Advisor

Tim Cromartie, is the Senior Cannabis Advisor at HdL, in which his primary role is providing policy expertise related to cannabis regulatory and tax policies at the state and local level. Prior to joining the HdL team Tim served as the legislative representative covering public safety issues for the League of California Cities since 2013, with a heavy emphasis on shaping legislation governing state and local regulation of marijuana. He has been actively involved in educating cities on changes in the law resulting from the Medical Cannabis Regulation and Safety Act, as well as Proposition 64, the Adult Use of Marijuana Act. When these two Acts were merged into a single regulatory structure in 2017, Tim successfully advocated for clarification of local government's regulatory and enforcement authority in the cannabis context, and for related environmental safeguards in cultivation operations, protections against over-concentration of businesses, regulation of testing labs, and the inclusion of fire safety standards and a definition of volatile solvents in state law governing cannabis manufacturing operations. Since then he has been engaged in educating local governments on the more recent Medical and Adult Use Cannabis Regulation and Safety Act (MAUCRSA), as well as advocating for a reduction in the

cumulative state tax rate for cannabis, improvements in the state's track-and-trace program, and the restoration of a statewide cultivation cap.

Prior to the League, he held a variety of positions in the Legislature and state government, including legislative representative for CalPERS Governmental Affairs, legislative director and public safety consultant to former state Senator Gloria Romero, and field representative for Congresswoman Barbara Lee during her term in the state Senate. Mr. Cromartie holds degrees from the University of California at Berkeley (B.A. Political Science) and UC Hastings College of the Law. Tim is an ardent aviation buff and a member of the California Aerospace Museum at the site of the former McClellan Air Force Base in Sacramento.

Matt Eaton, Cannabis Compliance Manager

Matt Eaton is the Cannabis Compliance Manager at HdL and plays a critical role in implementing the Cannabis Compliance Program for local agencies. Prior to joining the firm, he was a progressive law enforcement professional with 29 years' experience conducting criminal/regulatory investigations, and corporate/individual background investigations.

While working as a Supervisory Investigator at the Colorado Department of Revenue in the Marijuana Enforcement Division (MED) Matt managed Criminal Investigators and civilian staff in the Denver Metro and Longmont Field Offices. During his six-year tenure at the MED, he conducted approximately 10,000 criminal investigations and compliance reviews which included regulatory and financial investigations. In addition, he is a subject matter expert on track and trace systems. He understands the complexity of reviewing data to ensure businesses are in compliance with state and local regulations. Matt was also responsible for planning, developing and implementing report and field inspection protocols for the agency. He also played an instrumental role in recommending changes to current regulations and identifying essential language for new legislation in the State of Colorado. Matt is well known for his ability to maintain working relationships with Cannabis Industry leaders and external stakeholders in resolving issues.

Matt received his Bachelors of Science Degree from Biola University and currently maintains a Colorado Post Certificate. He has also served as an Adjunct Instructor teaching law enforcement principle related to criminology, correctional processes, procedural law, interviews, interrogations and criminal evidence at AIMS Community College In Greeley, Colorado.

Mark Lovelace, Cannabis Policy Advisor

Mark Lovelace has 16 years of broad experience in public policy, community engagement and advocacy and is recognized as a leader in advancing the statewide discussion of medical and recreational cannabis as a policy issue in California.

Mark served on the Humboldt County Board of Supervisors from 2009 through 2016 where he was instrumental in developing a comprehensive approach to regulating cannabis,

including a voter-approved tax on commercial cultivation and an innovative track and trace pilot program. Mark established and co-chaired the Medical Marijuana Working Group for the California State Association of Counties (CSAC) and helped draft CSAC's legislative platform for cannabis issues. Mark pioneered the first-ever six-county regional summit on cannabis issues in 2015 which resulted in the North Coast Counties Marijuana Policy Statement. His work and input were pivotal in guiding the development of SB 643 and AB 243, two components of the Medical Cannabis Regulation and Safety Act (MCRSA).

Mark has worked extensively with public agencies and statewide associations on cannabis issues, including CSAC, Rural County Representatives of California, the Association of California Water Agencies, the North Coast Resource Partnership, California Department of Fish and Wildlife, the State Water Board, the North Coast Regional Water Board, the Bureau of Medical Cannabis Regulation, state legislators, the Department of Justice, members of Congress and others. He has led numerous presentations, workshops and panel discussions on cannabis issues and has been a sought-after speaker on the topic for government agencies, community organizations and cannabis industry groups.

Mark received his Bachelor of Science Degree in Industrial and Product Design from California State University, San Jose. Prior to his time on the Board, he worked for many years as a respected advocate on land use, planning, development and environmental issues.

Kami Miller, Cannabis Senior Auditor

Kami Miller is the Cannabis Senior Auditor at HdL who's primary role is to ensure cannabis compliance and identify the risk assessment in the supply chain process of each permitted business. Prior to joining the firm, she served three years as a Marijuana Compliance Manager for the Department of Public Behavior and Health (DPBH) for the State of Nevada. During this time Kami played a key role in Nevada's implementation of its Medical Marijuana Program in which she was responsible for statewide monitoring of medical marijuana facilities that included cultivation, production, testing labs and retail stores.

While working as a Marijuana Compliance Manager for the DPBH for the State of Nevada Kami Managed Compliance Auditors and support staff in the Las Vegas Office. During her three-year tenure at the DPBH, she conducted approximately 1,000 compliance and financial inspections in which she developed the documentation for the inspection protocols in order to establish comprehensive reports. In addition, her experience in Nevada provided her the opportunity to learn the various track and trace systems that allowed her to develop industry supply chain practices for the Department of Taxation.

Kami received her Bachelors of Business Administration in E-Commerce and Supply Chain Management from Tennessee State University.

Stephanie Martin, Cannabis Outreach Coordinator

With over 28 years of diversified law enforcement experience, Stephanie has used her training and expertise to develop community-based partnerships, create and implement outreach programs and apply her communication skills for media relations. Stephanie's public service career included working as a Police Officer, Program Manager, and Community Affairs Officer for the Manhattan Beach Police Department. In these roles, Stephanie had supervisory responsibilities, managed budgets, performed training and interviewed/selected applicants. Stephanie also served as a DARE program coordinator for the City of Redondo Beach. Stephanie earned her Bachelor of Science degree from Chapman University in Orange California.

Elizabeth Eumurian, Cannabis Senior Analyst

Elizabeth Eumurian is a Senior Analyst in HdL's Audit Department. Elizabeth previously worked for a large financial institution analyzing data for reporting anomalies and performing financial audits. She has also worked as a senior auditor in the entertainment industry. In this role, Elizabeth executed testing procedures for targeted audit programs, analyzed findings and prepared audit and compliance reports. Elizabeth earned her Bachelor of Arts degree in History from California State University, Fullerton.

Adam Crabtree, CEO of Nationwide Compliance Specialists (HdL Strategic Partner)

Adam Crabtree is the Founder and CEO of Nationwide Compliance Specialists, Inc. (NCS), headquartered in Denver, Colorado. After graduation, Adam began his career in banking, managing sales, operations and compliance for a Tier 1 bank. It was there that he recognized the inherent flaws and systemic disconnect between banks, state government, and the Cannabis Industry. Relying on his background in banking, his education, and his analytical acumen, he began to dig into the pain points that are at the center of these issues. It was at this point that the core of the NCS platform, the patent-pending predictive analytical algorithm, was born. The algorithm was written to gather numerous, seemingly unrelated, data points and analyze the interplay between them. After a successful testing period, NCS transformed the algorithm into a high-powered, near-real time, analytics engine capable of aggregating and analyzing tens of millions of data points that are then transformed into clear, concise, detailed reports. These reports are used to assist in decision-making and resource allocation in the financial, regulatory and governmental sectors. The NCS partnership with HdL has established a "one of a kind" financial auditing program which will help ensure that cannabis businesses are properly reporting taxes, fees and other data required by state and local agencies.

Adam's expertise with identifying and recognizing financial banking issues has given him the opportunity to work collaboratively with state and local officials as well as financial institutions in Colorado and California. He is often requested to conduct presentations about the current challenges for the Cannabis Industry and how the use of advanced analytics can help

government overcome them. In addition, he has conducted presentations to the California State Assembly, Alaska Bar Association, State Board of Equalization, Native Nation, and numerous elected officials spanning from Hawaii to Massachusetts. Adam is a proud three-time graduate of the University of Colorado (BA, MBA, MSF).

VI. REFERENCES

Mark Evanoff
Deputy City Manager
City of Union City
Phone: 510.675.5345
Email: marke@unioncity.org

Suzi Merriam
Community Development Director
City of Watsonville
Phone: 831.768.3074
Email: suzi.merriam@cityofwatsonville.org

Jesse Mays
Assistant to the City Manager
Culver City
Phone: 310.253.6009
Email: jesse.mays@culvercity.org

Darlene Mata
Community Development Director
City of Hanford
Phone: 559.585.2580
Email: dmata@cityofhanfordca.com

Agenda Item No. E-4

DATE SUBMITTED	3/29/2018	COUNCIL ACTION	(✓)
SUBMITTED BY	City Manager's Office	PUBLIC HEARING REQUIRED	( )
		RESOLUTION	(✓)
		ORDINANCE 1ST READING	( )
DATE ACTION REQUIRED	4/4/2018	ORDINANCE 2ND READING	( )
		CITY CLERK'S INITIALS	

IMPERIAL CITY COUNCIL AGENDA ITEM

SUBJECT: DISCUSSION/ACTION: RESOLUTION NO. 2018-10 TO AMEND CITY OF IMPERIAL'S RETIREMENT BENEFIT PROGRAM.

1. APPROVE AND ADOPT RESOLUTION NO. ____ TO AMEND THE CITY OF IMPERIAL'S RETIREMENT BENEFIT PROGRAM THROUGH ICMA-RC TO PERMIT LOANS

DEPARTMENT INVOLVED: CITY MANAGER'S OFFICE/HUMAN RESOURCES

BACKGROUND/SUMMARY:

The City of Imperial currently offers two retirement benefit providers to employees through Lincoln and ICMA-RC. Currently, only the City's Lincoln Retirement Plan offers (hardship) loans to employees. As an added benefit the City is requesting to amend the current plan with ICMA-RC for it also to allow loans.

FISCAL IMPACT: None	FINANCE INITIALS _____
STAFF RECOMMENDATION:	DEPT. INITIALS _____
MANAGER'S RECOMMENDATION: It is the City Manager's recommendation to approve and adopt the resolution so employees may take advantage of this added benefit.	CITY MANAGER's INITIALS _____

MOTION:

SECONDED:
AYES:
NAYES:
ABSENT:

APPROVED ( ) REJECTED ( )
DISAPPROVED ( ) DEFERRED ( )

REFERRED TO:

RESOLUTION NO. 2018-10

A RESOLUTION OF THE CITY COUNCIL OF IMPERIAL AMENDING THE CITY OF IMPERIAL ICMA-RC 457 DEFERRED COMPENSATION PLAN TO PERMIT LOANS

WHEREAS, the City of Imperial has employees rendering valuable services; and

WHEREAS, the City of Imperial has established a retirement plan (457 Deferred Compensation Plan) for such employees which serves the interest of the City of Imperial by enabling it to provide reasonable retirement security for its employees, by providing increased flexibility in tis personnel management system and by assisting in the attraction and retention of competent personnel; and

WHEREAS, the City of Imperial has determined that permitting participants in the retirement plan to take loans from the Plan will serve these objectives;

NOW, THEREFORE, BE IT RESOLVED BY THE COUNCIL OF IMPERIAL that the Plan will permit loans.

PASSED AND APPROVED this 4th day of April 2018, by the following vote:

AYES:

NOES:

ABSENT:

ABSTAIN:

APPROVED:

_____

Mayor

ATTEST:

_____

City Clerk

ICMA-RC
BUILDING PUBLIC SECTOR RETIREMENT SECURITY

Loan Implementation Package for 457/401 Plan Sponsors

TABLE OF CONTENTS

Introduction and Summary Instructions 2
Basic information and instructions for implementing your plan's loan program.

Loan Guidelines Agreement Instructions 3
Important information and instructions for completing the Loan Guidelines Agreement

Loan Guidelines Agreement 7
Complete this agreement to establish the guidelines for your plan's loan program.

Maximum Loan Amount Worksheet 13
Use this worksheet to calculate the maximum loan amount that a participant is eligible to receive.

Suggested Resolution 14
For use by plans whose governing body requires that a resolution be passed.

457 Plan Loan Administration Agreement 15
457 Plans Only. If you have multiple 457 plan providers, you must complete and return this document to ICMA-RC.

Loan Amendment (401 Plans Only) 16
401 Plans Only. If you are amending your existing plan to add a loan program, you must complete and return this document to ICMA-RC.

Introduction and Summary Instructions for 457 and 401 Plan Sponsors

Making a loan program available in your retirement plan will provide eligible plan participants with the ability to borrow money from their accounts. As the administrator of your loan program, ICMA-RC will attempt to minimize the amount of resources you need to devote to the program. However, there are administrative and fiduciary responsibilities associated with offering loans which, as a practical matter, cannot be delegated to ICMA-RC.

Please review all of the information in this packet carefully prior to submitting the applicable forms to implement the loan program in your plan.

The below instructions provide you with easy-to-follow steps to implement a loan program in your ICMA-RC 457 or 401 plan.

STEP 1: Review the Loan Guidelines Agreement Instructions carefully prior to returning the required forms to implement your plan's loan program.

STEP 2: Complete the *Loan Guidelines Agreement*.

STEP 3: Determine whether any formal action is required by your legislative body and/or plan administrative committee to implement a loan program. If formal action is required, you may want to use the suggested resolution in this packet.

STEP 4: Complete the following documents *(if applicable)*

- **457 Plan Loan Administration Agreement** — If you have multiple 457 plan providers, you must complete and return this document to ICMA-RC.
- **Loan Amendment (401 Plans Only)** — If you are amending your existing 401 plan to add loan provisions, you must complete and return this document to ICMA-RC.

STEP 5: Return copies of the following documents to ICMA-RC **(please be sure to submit all pages and retain the originals for your records)**:

- *Loan Guidelines Agreement*
- Loan Amendment to the 401 Plan Adoption Agreement *(if applicable)*
- 457 Plan Loan Administration Agreement *(if applicable)*
- Suggested Resolution *(if applicable)*

FAX TO:	OR	MAIL TO:
Workflow Management Team 202-682-6439		ICMA-RC ATTN: Workflow Management Team P.O. Box 96220 Washington, DC 20090-6220

STEP 6: Please allow 5–7 business days for ICMA-RC to establish your plan's loan program.

Please retain original copies of any documents you return to ICMA-RC for your records.

If you have any questions relating to the adoption process, please contact your Plan Sponsor Services team at 800-326-7272.

Loan Guidelines Agreement Instructions

The information in this packet is intended to assist you with implementing a loan program within your ICMA-RC 457 or 401 plan(s). The packet provides an overview of the issues and complexities of establishing and maintaining a loan program under the most common types of retirement plan arrangements. It is not intended to be all inclusive. Special situations and/or solutions not discussed in this document will need to be reviewed on a case-by-case basis.

The instructions contain information that will help you understand the decisions you will need to make when you establish your loan program and help you complete the *Loan Guidelines Agreement*. Please carefully review the information in this section and complete all applicable sections of the *Loan Guidelines Agreement*.

Here are a few of the elections that you will need to make:

- Will loans be available for all purposes or only in hardship situations?
- How many loans will participants be allowed to have outstanding at one time? (up to five)
- How long will participants have to repay a loan used to purchase a new primary residence? (up to 30 years)
- How will participants repay their loans? (payroll deduction, ACH payments from their bank accounts, or both)

In order to offer loans within your retirement plan, the Internal Revenue Code requires that you establish written guidelines that govern the Plan's loan program. You may elect to use the *Loan Guidelines Agreement* to serve this purpose for your Plan.

If you have any questions relating to the process of implementing a loan program, please contact your Plan Sponsor Services team at 800-326-7272.

Section I: Employer Plan Information

Enter the name of your employer plan. Also specify the plan type and your ICMA-RC plan number.

Section II: Eligibility & Loan Source

Loans are available to all active employees, except those with an existing loan in default.

Loan Source — Use this section to specify the sources that will be available for participant loans.

Section III: Loan Purpose

Specify whether loans may be taken for (A) all purposes or (B) only in the case of hardship. If you choose the "all purposes" option, more of your employees are likely to request loans than if you select the "hardship only" option.

(A) All Purposes

(B) Hardship Only

401 Plans: Under the Code, only employers can authorize a loan for hardship purposes. Generally, for loan purposes, the IRS defines "hardship" situations for these purposes to include, but not to be limited to: unreimbursed medical expenses, buying or rehabilitating the participant's principal residence, and paying for college education for the participant or his/her qualified dependents. Car loan, car repairs, and the purchase or repair of a vacation or rental property would not be included in the hardship definition.

Employers have the ability to make their plan's loan program more restrictive under both of the above options.

Section IV: Application Process

No action is required in this section. The application process available to participants will vary depending on the option you select in Section III (Loan Purpose).

Section V: Maximum Number of Loans

Specify whether participants may have only one (1) or up to five (5) loans outstanding at one time. The option you choose in this section will have a significant impact on the number of loans made from your plan. Regardless of your election, a participant may receive a maximum of one (1) loan per calendar year.

Note: If you select Payroll Deduction as a repayment option for your participants in Section VIII, ***each loan repayment for each pay period must be accounted for separately.*** As such, repayments of multiple loans are a much larger burden on your payroll system (and personnel) than a repayment of a single loan.

Section VI: Loan Amount

No action is required in this section. The Maximum Loan Amount Worksheet includes instructions you can use to calculate the maximum loan amount for a participant. The loan modeling option on ICMA-RC's Account Access website can also be used to calculate a participant's maximum loan amount.

Section VII: Length of Loan

Loans must be repaid in substantially equal installments of principal and interest over a period that does not exceed five (5) years. However, if the participant will be using the loan to purchase a principal residence, the five (5) year time limit may not apply. In this section of the form, you specify the maximum repayment period for principal residence loans, with 30 years being the maximum term.

In determining the maximum repayment period for residential loans, you should be mindful that the loan term may extend beyond the period the participant is employed by you. If you allow employees to continue to pay their loans after they separate from service (see the Acceleration section), repayments would continue by the participant, through you, for the entire term of the loan (e.g., 30 years). Every payroll period, the participant (former employee) will be required to give you a check for the periodic loan repayment amount. You then include this amount with your next contribution submittal to ICMA-RC. *Loan repayments may not be made directly to ICMA-RC by the participant, unless you choose ACH debit as a repayment option in Section VIII.*

Section VIII: Loan Repayment Process

Specify the repayment method(s) and repayment frequency your plan will use.

Repayment Method — You can allow repayments to be made via payroll deduction and/or ACH payments from a participant's bank account.

(1) **Payroll Deduction** — With this option, you will include the loan repayment detail when you remit contribution detail to ICMA-RC via the EZLink website.

Initiating Payroll Deduction
Payroll deduction should begin within two payroll cycles following the employee's receipt of the loan. Employees using this method must notify the Employer immediately so that repayments will begin as soon as practicable, on a date determined by the Employer's payroll cycle. Failure to begin payroll deduction in a timely manner could lead to the employee's loan entering delinquency status.

(2) **ACH** — With this option, participants authorize ICMA-RC to debit loan repayments directly from the participant's bank account via Automated Clearing House (ACH). This feature frees you of the burden of establishing and monitoring loan repayments via payroll deduction.

ADDITIONAL LOAN REPAYMENTS AND EARLY PAY-OFF

A participant may pay off all or a portion of the principal and interest early without penalty or additional fee. Extra payments are applied forward to both principal and interest as specified in the original repayment schedule, unless the additional payment is for the full balance due. Please note that no payment date may be "skipped" even if the employee has made a large payment or submitted multiple payments.

Section IX: Loan Interest Rate

No action is required in this section. It simply describes the interest rate that will be used for participant loans.

Section X: Security/Collateral

No action is required in this section. It simply describes the amount that will be used as collateral for participant loans.

Section XI: Acceleration

Specify whether participants who have separated from service will be able to continue loan repayments until they have withdrawn their entire account balance from the plan, or if outstanding loans will be due and payable at the time participants separate from service.

You should consider the options in this section carefully, since your election will impact when outstanding loans become taxable to participants. If a participant does not repay the outstanding loan amount at the time it is due, the loan is "foreclosed," and the outstanding loan amount must be reported by ICMA-RC as a taxable distribution in the year of the foreclosure.

Given the burdens associated with collecting loan repayments from former employees, you may not wish to maintain a potentially long term "relationship" with former employees (especially in the case of residential loans).

Section XII: Reamortization

No action is required in this section. It simply provides information related to the reamortization of participant loans.

Section XIII: Refinance

No action is required in this section. It simply provides information related to the refinancing of participant loans.

Section XIV: Reduction of Loan

No action is required in this section. It simply describes how outstanding loans will be handled in the event of a participant's death.

Section XV: Deemed Distributions

No action is required in this section. However you should familiarize yourself with this information and note that loan repayments must be made in accordance with the plan document, plan loan guidelines, and as reflected in the promissory note signed by the participant. Failure to make loan repayments according to the loan terms will result in the outstanding loan balance being deemed distributed and taxable to the participant.

TIMING

A loan will be deemed distributed when a scheduled payment is still unpaid at the end of the calendar quarter following the calendar quarter in which the payment was due. For example, if a participant does not make a loan payment that was scheduled to be made on February 1, the maximum cure period for the repayment is June 30. If the total amount of all delinquent payments is not received by the end of the cure period, the loan is deemed distributed.

CONSEQUENCES OF DEEMED DISTRIBUTED LOANS (EMPLOYERS)

Employers who do not ensure proper loan repayment practices in their retirement loan programs risk not only having individual participant loans being deemed distributed, but also potentially jeopardize the tax-favored status of the entire plan. In the extreme, plans with mismanaged loan programs — a high occurrence of deemed distributed loans, and/or program participants in default, for example — may be disqualified (in the case of 401 plans) or classified as ineligible (for 457 plans) by the IRS. Disqualification results in the loss of tax-deferred status for all contributions and a possible increase in the taxable income for participating employees.

It is a plan sponsor's fiduciary obligation to properly manage the retirement plan and its benefits. Mismanagement of a loan program may be considered failure to meet this fiduciary obligation and may expose a plan sponsor to litigation, in addition to being in violation of applicable laws and regulations.

Employers, as plan sponsors and fiduciaries, have an obligation to comply with plan document and loan guideline requirements applicable to participant loans. In this regard, loan payments must be made in accordance with the plan document, plan loan guidelines, and as reflected in the promissory note signed by the participant. Employers retain this obligation if there is a loan program associated with their retirement plan, regardless of the provisions governing the loan program.

CONSEQUENCES OF DEEMED DISTRIBUTED LOANS (PARTICIPANTS)

The principal balance, in addition to any accrued interest, is reported as a distribution to the IRS. However, the taxable distribution is not the only event in conjunction with a deemed distribution. The following negative consequences occur as a result of deemed distribution.

- The deemed distribution is a taxable event. However, it is not an actual distribution and therefore remains an asset of the participant's account. The outstanding loan balance and accrued interest continue to be reported on the participant's account statements.
- Repayment of a deemed distribution will not change or reverse the taxable event.
- The loan continues to be considered outstanding until it is repaid or "offset" using the participant's account balance. An offset can occur only if the participant is eligible to receive a distribution from the plan as outlined in your plan document.
- Participants are required to repay any outstanding deemed distributed loan before they can become eligible for a new loan. The deemed distributed loan and any interest accrued since the date it became a taxable event is taken into account when determining the maximum amount available for a new loan.
- A participant who has had a prior deemed distribution must make repayments to a new loan through payroll deduction, or provide proof of adequate security.

Section XVI: Fees

No action is required in this section. It simply provides that fees may be charged for various services associated with the application for and issuance of loans. Participants should review the Annual Service and Fee Disclosure notice(s) for your plan for more information on the applicable fees.

Section XVII: Signatures

Please have an authorized plan representative sign and date this section of the agreement.

SPECIAL CIRCUMSTANCES

Emergency Withdrawals (457 Plans Only)

457 Plans: Loans must be coordinated with unforeseeable emergency withdrawals. The emergency withdrawal

regulations under Section 457 of the Code require that an emergency withdrawal be a resource of the "last resort." If the participant is able to take a loan or refinance a current loan from your ICMA-RC 457 plan or any other plan you sponsor, the participant has resources available to meet, or partially meet, the financial need. Therefore, a participant will be required to take or refinance a loan before taking an emergency withdrawal.

Many emergency withdrawals are not approved because the financial need, while serious, may not meet the conditions itemized in the 457 regulations. The ability to take a loan allows participants to have access to money that is not otherwise available. And the repayment process for loans ensures that participants replenish their accounts, thereby preserving their retirement savings.

Qualified Join and Survivor Annuity (Applies to Some 401 Plans Only)

If your plan uses the Qualified Joint and Survivor Annuity as the default form of payment, married participants must obtain spousal consent prior to obtaining a loan. The employee's spouse must consent, in writing, to the loan and the consent must be witnessed by a plan representative or notary public. Such consent must be received in writing by ICMA-RC no more than ninety (90) days before the loan request is submitted through Account Access. In the case of the Direct Loan Application, spousal consent should be sent along with the application.

Please be advised, that some states recognize a status, such as a civil union or registered domestic partnership, to carry the same rights and obligations as marriage under state law.

Multiple Plans/Providers

If you have more than one retirement plan which offers loans, including "co-administered" or "co-provider" plans, ICMA-RC will administer your loan program in your plan(s) with ICMA-RC, but you will have to perform some loan verification activities. You will need to perform these activities if loans are available to your employees from several like retirement plans, such as two separate qualified plans, or if you have different types of retirement plans (e.g. Section 457 deferred compensation and section 401 qualified plan). The degree of your involvement will depend on your situation.

1. MULTIPLE PLANS

The Code sets a maximum on the aggregate of all loans from all retirement plans in which the employee participates. If you offer retirement plans through multiple plan providers, no provider will be able to calculate, by itself, the maximum amount that a participant may borrow at any point in time. Since only you, the employer, can determine the current outstanding loan balance and the highest outstanding loan balance in the past 12 months from all loans from any retirement plans, you will have to calculate the maximum amount that may be borrowed. This will involve obtaining all loan amounts currently outstanding and repaid in the last 12 months. Please refer to the Maximum Loan Amount Worksheet for instructions you can use to calculate the maximum loan amount for a participant.

If you elect online loans, participants are asked to input all outstanding loan balances in their online worksheet so that the program can properly calculate the maximum amount. Participants are on the "honor system" when they enter other loan amounts; **ICMA-RC is unable to verify any loan amounts associated with plans administered by other providers.** However, if there are any outstanding loans in other plans administered by ICMA-RC, our online program will take them into account.

2. SINGLE RETIREMENT PLAN/MULTIPLE PROVIDERS

If you have adopted a single retirement plan with one master plan document under which ICMA-RC and your other administrator(s) must operate, then you may ultimately have to self-administer your loan program, unless you require:

- that the maximum that may be borrowed from any provider is 50 percent of the balance with that provider and
- that the loan must be repaid only to the provider from which the loan was made.

3. MULTIPLE TYPES OF RETIREMENT PLANS/MULTIPLE PROVIDERS

If you make loans available to your employees from all of your retirement plans (e.g. Section 457 deferred compensation plan and Section 401 qualified plan), no administrator will be able to calculate, by itself, the maximum amount that a participant may borrow at any point in time. This is because the Code sets a maximum on the aggregate of all loans from all 401 and 457 plans in which the participant participates. Since only you, the employer, can determine the current outstanding loan balance and the highest outstanding loan balance in the past 12 months from all loans from any 401 or 457 plans, you will have to calculate the maximum amount that may be borrowed. This will involve obtaining all loan amounts currently outstanding and repaid in the last 12 months. Please refer to the Maximum Loan Amount Worksheet for instructions you can use to calculate the maximum loan amount for a participant.

ICMA-RC
BUILDING PUBLIC SECTOR RETIREMENT SECURITY

LOAN GUIDELINES AGREEMENT

The purpose of this agreement is to establish the terms and conditions under which the Employer will grant loans to participants. You should consider each option carefully before making your selections because your selections will apply to all loans made while the selection is in effect. If you later change any provision, the changes will apply only to loans made after the change is adopted. Loans in existence at the time of any future changes will continue to operate under the guidelines that were in effect at the time the loan was originally made.

Please read the instructions and carefully complete all sections of this agreement.

☑ New Loan Program ☐ Amendment to Loan Program

I. EMPLOYER PLAN INFORMATION

Name of Plan *(Enter the complete Employer name, including state)*: _____

Plan Type: ☑ 457 Deferred Compensation Plan ☐ 401(a) Money Purchase Plan ☐ 401 Profit-Sharing Plan

ICMA-RC Plan Number: _ _ _ _ _ _

II. ELIGIBILITY & LOAN SOURCE

Loans are available to all active employees, except those with an existing loan in default.

401 Plans — If your 401 plan is funded by a combination of Employer and Employee contributions, you must specify whether one or both of the following can be used as a source for participant loans. ***(Select one or both options below)***

☐ **Employer Contribution Account** *(vested balances only)*

☑ **Participant Contribution Accounts** *(pre- and post-tax, if applicable, including Employee Mandatory, Employee Voluntary, Employer Rollover, and Portable Benefits Accounts, but excluding the Deductible Employee Contribution/Qualified Voluntary Employee Contribution Account)*

Roth Assets *(if applicable)* — If your 457 or 401(k) plan allows Roth contributions, a participant's Designated Roth Account balance will be included when calculating the amount a participant is eligible to borrow. However, you must specify whether or not a participant's Designated Roth Account can be used as a source for participant loans. ***(Select one option below)***

☐ A participant's Designated Roth Account **will not** be available as a source for loans under the plan (default option)

☑ A participant's Designated Roth Account **will** be available as a source for loans under the Plan.

Note: If Roth assets are available as a source for loans, a loan that is deemed distributed will not satisfy the requirements for a qualified (tax-free) distribution of Roth assets. This may result in participants paying taxes on assets that would otherwise be available tax-free.

III. LOAN PURPOSE

Loans are available for the following purposes and must be requested in the corresponding method ***(select one)***:

☑ **All Purposes** — With this option, participants can request a loan for any reason. Participants will be able to request new loans or refinance existing loans using the Online Loans option.

☐ **Hardship Only** — With this option, loans shall only be granted in the event of a participant's hardship or for the purpose of enabling a participant to meet certain specified financial situations. Participants will need to complete the loan application form for your plan and obtain your approval *(Online Loans is not available)*.

The employer shall approve the participant's loan application after determining, based on all relevant facts and circumstances that the amount of the loan is not in excess of the amount required to relieve the financial need, as defined by the employer. For this purpose, financial need shall include, but not be limited to: unreimbursed medical expenses of the participant or members of the participant's immediate family, establishing or substantially rehabilitating the principal residence of the participant, or paying for a college education (including graduate studies) for the participant or his/her dependents.

IV. APPLICATION PROCESS

The loan application process will vary depending on the option you selected in Section III above (Loan Purpose).

(A) ALL PURPOSES

- **Online Loans** — Participants can request a new loan or to refinance an existing loan using the ICMA-RC website at www.icmarc.org *(Online Loans)*.
- **Direct Check Issuance** — ICMA-RC sends loan documents with the loan check to the participant. When the participant endorses the check, that endorsement signifies acceptance of loan terms.

(B) HARDSHIP ONLY

- **Paper Application** — A loan application must be completed, signed by the participant and approved by you, the employer.
- **Check Issuance** — Upon receipt of an approved loan application, ICMA-RC will prepare the required loan documents (i.e., the promissory note and loan disclosure statement), and send them to the employer with the loan check.
  - The loan check may not be given to the participant until the loan documents have been signed by the participant. Because the promissory note is considered a plan asset, all loan documents must be completed and preserved for at least the life of the loan. The employer should retain the original loan documents and send copies of all documents to ICMA-RC

The loan amount will generally be redeemed from the employee's account on the same day as either ICMA-RC receipt of a loan request/application (complete and in good order), if it is submitted prior to 4:00 p.m. ET on a business day. If not, the loan amount will be redeemed on the next business day following submission. The loan check for an all purpose loan is generally issued on the next business day following redemption, and will be mailed directly to the employee. The loan check for a hardship loan will be sent to the employer. The employee's presentment of the loan check for payment constitutes an acknowledgment that the employee has received and read the loan disclosure information provided by ICMA-RC and agrees to the terms therein.

V. MAXIMUM NUMBER OF LOANS (SELECT ONE)

Participants may receive one loan per calendar year. Please specify whether participants may have only one (1) or up to five (5) loans outstanding at one time.

☑ **One (1).** Participants may have only one (1) outstanding loan at a time.

☐ **Five (5).** Participants may have up to five (5) loans outstanding at one time.

☐ **Other.** Participants may have up to _____ (enter 2, 3, or 4) loans outstanding at one time.

VI. LOAN AMOUNT

Maximum: The maximum amount of all loans to a participant from the Plan *and all other plans of the Employer* that are either eligible deferred compensation plans described in section 457(b) of the Code or qualified employer plans under Section 72(p)(4) of the Code (e.g., 401(a) plans) shall not exceed ***the lesser of:***

(1) $50,000, or

(2) One-half of the value of the Participant's interest in all of his or her Accounts under this Plan.

When calculating the maximum amount a participant is eligible to borrow from his/her account, the lesser value of (1) or (2) above must be reduced by the participant's highest outstanding loan balance over the past 12 months.

Minimum: The minimum loan amount is $1,000.

A loan cannot be issued for more than the maximum amount. The participant's requested loan amount is subject to downward adjustment without notice due to market fluctuation between the time of application and the time the loan is issued.

Loan amounts will be taken pro-rata from all of a participant's investments.

VII. LENGTH OF LOAN

Loans must be repaid in substantially equal installments of principal and interest over a period that does not exceed five (5) years.

Principal Residence Loans
If the participant will be using the loan to purchase a principal residence, the five (5) year time limit may not apply. Participants can repay a principal residence loan over a period of up to 30 years. Please specify the maximum repayment period for principal residence loans from your plan below.

Maximum repayment period for principal residence loans = 30 *(Enter a number of years, up to 30)*

VIII. LOAN REPAYMENT PROCESS

Specify the repayment method(s) and repayment frequency your plan will use. Note that loan amounts plus interest, minus applicable fees paid to ICMA-RC, are repaid to participant accounts and not to ICMA-RC. You can allow repayments to be made via payroll deduction and/or ACH payments from a participant's bank account. Loan repayments must be made at least monthly (457) or quarterly (401).

Repayment Method ***(Select One)*:**

- ☐ Payroll deduction only.
- ☑ ACH debit only.*
- ☐ Employee may choose either payroll deduction or ACH debit.*

**ACH Payment Rejected Fee — If a loan repayment scheduled to be paid via ACH debit is rejected due to insufficient funds, invalid bank account information, or account closure, a fee will be charged to the participant's account. The fee is $20 for the first occurrence and $50 for each subsequent occurrence.*

Repayment Frequency ***(Select One)*:**

Repayments through payroll deduction will be sent via check or wire by the Employer to ICMA-RC on the following cycle *(choose one)*:

- ☐ Weekly (52 per year)
- ☐ Bi-weekly (26 per year)
- ☐ Semi-monthly (24 per year)
- ☐ Monthly (12 per year)

Initiating Repayments:

- ACH debits from the employee's designated bank account will begin approximately one month following the date the employee's signed ACH authorization form is received and processed by ICMA-RC, or, in the case of online loans, approximately one month following the date the loan check has been cleared for payment. Debits will normally be made on a monthly basis.
- Payroll deduction should begin within two payroll cycles following the employee's receipt of the loan. Employees using this method must notify the Employer immediately so that repayments will begin as soon as practicable, on a date determined by the Employer's payroll cycle. Failure to begin payroll deduction in a timely manner could lead to the employee's loan entering delinquency status.

Investment of Loan Repayments
All loan repayments are invested according to the instructions the participant has on file for the investment of contributions to his/her account.

Additional Loan Repayments and Early Pay-Off
A participant may pay off all or a portion of the principal and interest early without penalty or additional fee. Extra payments are applied forward to both principal and interest as specified in the original repayment schedule, unless the additional payment is for the full balance due. Please note that no payment date may be "skipped" even if the employee has made a large payment or submitted multiple payments.

VIII. LOAN REPAYMENT PROCESS *(continued)*

Loans in Default
Participants using the ACH repayment option may default on their loans for lack of repayment more frequently than those using the payroll deduction method. For this reason, you may choose to require that certain participants use the payroll deduction repayment method.

Multiple Loans
If a participant has multiple loans outstanding from the plan, each loan repayment must be separately reported to ICMA-RC.

Former Employees and Leave of Absence
Former employees and employees on a leave of absence must repay their loans on the same schedule that would have applied had they continued employment.

Your plan may allow terminated employees to continue to repay their loans either through ACH, or by giving/sending you a check each repayment period (see the Acceleration section). If you allow terminated employees to repay loans by giving/sending you a check, you will include the repayment amounts in your next regular employee contribution remittance to ICMA-RC.

In certain situations, employers may suspend loan repayments for a period of time for employees on a leave of absence or military leave. Please refer to Treasury Regulation section 1.72(p)-1, Q&A-9 for more information.

Repayments Must Continue
In implementing a loan program you should be aware that some employers have had to contend with the inability of some participants to repay their loan(s). You should be aware that you may not stop taking loan repayments from the employee's paycheck — even if the employee asks that repayments be stopped. Failure to payroll-deduct loan repayments on schedule could both jeopardize the eligibility or qualification of the entire plan as well as create a taxable event for the participant. Likewise, if an employee is repaying the loan through ACH debit of his/her bank account, and the employee fails to make payments, this could jeopardize the eligibility of your retirement plan. Employers are ultimately responsible for ensuring that loans are repaid according to the loan terms.

ICMA-RC will notify both you and the employee if a payment has not been received.

IX. LOAN INTEREST RATE

The loan interest rates are set for non-residential loans at the prime rate plus 0.5%, and for principal residence loans at the FHA/VA rate. The interest rate for new loans fluctuates from month-to-month. The rates for the following month are determined on the last business day of the month using www.moneycafe.com/library/primerate.htm (prime rate) and www.citimortgage.com (principal residence rate).

When a new loan is approved, the interest rate is locked in and remains constant throughout the life of the loan.

X. SECURITY/COLLATERAL

At the time a loan is taken, 50 percent of the participant's account balance or the amount of the loan, whichever is less, will be used as collateral for the loan.

XI. ACCELERATION *(Select One)*

Please specify whether participants who have separated from service will be able to continue loan repayments until they have withdrawn their entire account balance from the plan, or if outstanding loans will be due and payable at the time the participant separates from service.

All outstanding loans shall be due and payable by a participant upon:

- ☐ **Separation from service.** All loan repayments must stop following an employee separating from service.
- ☑ **Distribution of his/her entire account balance.** Employees can continue making loan repayments until they have withdrawn their entire account balance.

Outstanding loan balances that are not repaid will be reported as distributions to the participant. See the Deemed Distributions section for additional information.

XII. REAMORTIZATION

Reamortization changes the terms of an outstanding loan (e.g., repayment period, interest rate, frequency of repayments). Any outstanding loan may be reamortized.

Reamortization cannot extend the repayment period beyond five (5) years from the date the loan was originally issued. Or, in the case of Principal Residence Loans, beyond [the number of years specified in Section VII] years from the date the loan was originally issued.

Participants can use a loan amortization form to request that an outstanding loan be reamortized. Upon processing the request, a new disclosure statement will be sent to the employer for endorsement by the participant and approval by the employer. The executed disclosure statement must be returned to the plan administrator within 10 calendar days from the date it is signed. The new disclosure statement is considered an amendment to the original promissory note; therefore a new promissory note will not be required.

Note: A loan reamortization will not be considered a new loan for purposes of calculating the number of loans outstanding or the one loan per calendar year limit.

XIII. REFINANCE

Refinancing involves a new loan replacing an employee's outstanding loan. The refinanced loan must be repaid over a period that does not exceed five (5) years from the date when the original loan was issued.

Actively employed participants with one (1) outstanding loan may elect to refinance the outstanding loan for an additional amount, subject to the loan amount limitations outlined in Section VI, provided that the participant has not yet taken out a loan during the calendar year. Participants with multiple outstanding loans, and those who are no longer employed, are not eligible to refinance an existing loan.

Note: Principal residence loans are not eligible for refinance.

XIV. REDUCTION OF LOAN

If a participant dies prior to full repayment of the outstanding loan(s), the outstanding loan balance(s) will be deducted from the account prior to distribution to the beneficiary(ies). The unpaid loan amount is a taxable distribution and may be subject to early withdrawal penalties. The participant's estate is responsible for taxes and penalties on the unpaid loan amount, if any. A beneficiary is responsible for taxes due on the amount he or she receives. A Form 1099 will be issued to both the beneficiary and the estate for tax reporting purposes.

XV. DEEMED DISTRIBUTIONS

A loan will be deemed distributed when a scheduled payment is still unpaid at the end of the calendar quarter following the calendar quarter in which the payment was due. When a loan is deemed distributed, the principal balance and any accrued interest is reported to the IRS as a taxable distribution. However, since the participant received the loan amount previously, no money is actually paid to the participant as part of a deemed distribution.

The loan is deemed distributed for tax purposes, but it is not an actual distribution and therefore remains an asset of the participant's account. Interest continues to accrue. The outstanding loan balance and accrued interest are reported on the participant's account statements.

Repayment of a deemed distribution will not change or reverse the taxable event.

The loan continues to be outstanding, and to accrue interest, until it is repaid or offset using the participant's account balance. An offset can occur only if the participant is eligible to receive a distribution from the plan as outlined in the plan document. Participants are required to repay any outstanding loan which has been deemed distributed before they can be eligible for a new loan. The deemed distribution and any interest accrued since the date it became a taxable event is taken into account when determining the maximum amount available for a new loan. New loans must be repaid through payroll deduction.

Important Note: The employer is obligated by federal regulation to comply with the loan guideline requirements applicable to participant loans, and to ensure against deemed distribution by monitoring loan repayments, regardless of the method of repayment, and by advising employees if loans are in danger of being deemed distributed. The tax-qualified status or eligibility of the entire plan may be revoked in cases of frequent repayment delinquency or deemed distribution.

To assist plan sponsors whose plan options include loans, ICMA-RC will provide reports of participants with payments delinquent by 30 to 89 days, 90 or more days but not yet deemed, and those whose loans have been deemed distributed. ICMA-RC is committed to supporting employers who request assistance with their loan programs in order to reduce the number of delinquent loans and decrease the occurrence of deemed distributions.

XVI. FEES

Fees may be charged for various services associated with the application for and issuance of loans. All applicable fees will be debited from the participant's account balance and/or from the participant's loan repayments prior to crediting the repayment of principal and interest to the participant's account.

XVII. SIGNATURES

The Employer has the right to set other terms and conditions as it deems necessary for loans from the plan in order to comply with any legal requirements. Employer certifies that all terms and conditions will be administered in a uniform and non-discriminatory manner.

In Witness Whereof, the employer hereby caused these Guidelines to be executed

this 22 (*Day of the Month*) day of March (*Month*), 20 1 8 (*Year*).

EMPLOYER

By: _____

Title: Stefan T. Chatwin, City Manager

Attest: _____

Maximum Loan Amount Worksheet

The maximum amount a participant can borrow from his or her account is $50,000 or 50% of the account balance, whichever is less. However, the amount must be reduced by a participant's highest outstanding loan balance over the past 12 months (which, obviously, only impacts participants who have previously taken a loan from a 457 or qualified 401 plan). The minimum amount a participant can borrow is $1,000.

EXAMPLE 1

Michael has never taken a loan from his account before and his 457 plan account balance at the close of business yesterday was $84,000. To calculate the maximum loan amount he is eligible to receive, we need to determine if 50% of his account balance ($84,000 × 50% = $42,000) is greater than or less than $50,000. In this case, 50% of his account balance is less than $50,000, so the maximum loan amount Michael is eligible to receive is $42,000.

EXAMPLE 2

Kathy has never taken a loan from her account before and her 401 plan account balance at the close of business yesterday was $240,000. In this case, 50% of Kathy's balance ($240,000 × 50% = $120,000) is greater than $50,000, so the maximum loan amount Kathy is eligible to receive is $50,000 (the lesser of the two amounts).

EXAMPLE 3

Pam took a $15,000 loan from her account eight months ago (in the previous calendar year) and her 457 plan account balance at the close of business yesterday was $130,000. In this case, 50% of Pam's balance ($130,000 × 50% = $65,000) is greater than $50,000, but that amount must also be reduced by her highest outstanding loan balance over the past 12 months, so the maximum loan amount Pam is eligible to receive is $35,000. ($50,000 – $15,000 = $35,000)

MAXIMUM LOAN AMOUNT WORKSHEET

Worksheet Template		Example *(using numbers from Example 3 above)*
1) Enter 50% of the participant's total plan account balance.	1) $_____	1) $65,000
2) Enter the answer to #1 or $50,000, whichever is less.	2) $_____	2) $50,000
3) Enter the participant's highest outstanding loan balance over the past 12 months (from all of your plans combined), if applicable.	3) – $_____	3) – $15,000
4) **Subtract #3 from #2 and you have the maximum amount the participant is eligible to receive as a new loan.**	4) $_____ *(maximum loan amount)*	4) **$35,000**

ICMARC
BUILDING PUBLIC SECTOR RETIREMENT SECURITY

457 PLAN LOAN ADMINISTRATION AGREEMENT

This Agreement is not required if you have 1) only one 457 plan provider or 2) more than one plan provider each with its own plan document and provisions unique to each provider. **The Agreement only applies if you have adopted a single 457 plan document under which ICMA-RC and one or more other provider(s) must operate.** Please refer to the Multiple Plans/Providers section of the Loan Guidelines Agreement Instructions for more details.

This Agreement shall serve as an Addendum to the Loan Guidelines established by the Employer identified below and as an Addendum to the Administrative Services Agreement (ASA) made by and between the ICMA Retirement Corporation (ICMA-RC) and the Employer.

The Employer currently sponsors a section 457 deferred compensation plan administered by two or more providers (co-provider plan). In order to ensure the efficient administration of the loan program established by the Employer, the Employer hereby agrees and declares that

(1) For purposes of issuing loans from the plan, that portion of the plan's assets administered by ICMA-RC will be treated as though it were a separate and distinct plan.

(2) The Employer shall calculate the amount a participant may borrow from the ICMA-RC administered portion of the plan. No loan amount may exceed the lesser of (a) the maximum loan amount specified in Internal Revenue Code section 72(p)(2)(A) or (b) 50% of the participant's ICMA-RC-administered account balance.

(3) All loan repayments must be made to the participant's ICMA-RC-administered account for the life of the loan.

AGREED as of the 22 day of March, 20 1 8:

Name of Employer: City of Imperial

State: C A

Employer Plan Number: 30 4 2 5 7

Authorized Official *(Print Name)*: Stefan T. Chatwin, City Manager

Signature of Authorized Official: _____

Mail or fax copies of all completed documents to ICMA-RC.

Fax to:
Workflow Management Team
202-682-6439

OR

Mail to:
ICMA-RC
ATTN: Workflow Management Team
P.O. Box 96220
Washington, DC 20090-6220

Agenda Item No. E-5

DATE SUBMITTED	3/29/18	COUNCIL ACTION	(X)
SUBMITTED BY	City Manager's Office	PUBLIC HEARING REQUIRED	( )
		RESOLUTION	( )
		ORDINANCE 1ST READING	( )
DATE ACTION REQUIRED	4/4/2018	ORDINANCE 2ND READING	( )
		CITY CLERK'S INITIALS	

IMPERIAL CITY COUNCIL
AGENDA ITEM

SUBJECT: DISCUSSION/ACTION: APPOINTMENT OF DIRECTOR OF INFORMATION TECHNOLOGY FOR THE CITY OF IMPERIAL;

1. APPROVAL OF AGREEMENT BETWEEN THE CITY OF IMPERIAL AND ALEJANDRO ESTRADA FOR DIRECTOR OF INFORMATION TECHNOLOGY SERVICES;
2. APPOINTMENT OF ALEJANDRO ESTRADA TO DIRECTOR OF INFORMATION TECHNOLOGY FOR THE CITY OF IMPERIAL;

DEPARTMENT INVOLVED: CITY MANAGER'S OFFICE

BACKGROUND/SUMMARY:

The City of Imperial wishes to appoint Alejandro Estrada as the City's Director of Information Technology (IT). Mr. Estrada has provided IT administration and services to the City over the last eighteen years. It is in the best interest of the City to contract and appoint Mr. Estrada as an (FTE) employee. The services provided in this contract are already managed and administered by Mr. Estrada. They include but are not limited to: management of servers, wireless infrastructure, technical support for local users and workstations, information technology security services, water and wastewater SCADA system(s), online and infrastructure services, website content and programming updates service, iWeb content and programming updates, service programming consulting services, AMI backbone monitoring, maintenance and troubleshooting and video surveillance monitoring service.

FISCAL IMPACT: $123,500.00 annual contract

Contract with benefits: $149,801.00

Current Budget $177,000.00

Cost Savings: $27,199.00

FINANCE INITIALS _____

STAFF RECOMMENDATION:

DEPT. INITIALS _____

MANAGER'S RECOMMENDATION: It is \my recommendation to approve the contract for Mr. Estrada appointing him as the Director of IT for the City of Imperial.

CITY MANAGER's INITIALS _____

MOTION:

SECONDED:
AYES:
NAYES:
ABSENT:

APPROVED ( )
DISAPPROVED ( )
REJECTED ( )
DEFERRED ( )

REFERRED TO:

CITY OF IMPERIAL INFORMATION TECHNOLOGY
EMPLOYMENT AGREEMENT

THIS AGREEMENT, made and entered into this ___ day of April, 2018, by and between the City of Imperial, a municipal corporation of the State of California, hereinafter called "Employer," and Alejandro Estrada, hereinafter called "Employee."

WITNESSETH:

WHEREAS, Employer desires to employ the services of Employee for the purpose of providing information technology services and employee wishes to be so employed; and

WHEREAS, services to be provided by Employee include, but are not limited to management of servers, wireless infrastructure, technical support for local users and workstations, information technology security services, water and wastewater SCADA system(s), online and infrastructure services, website content and programming updates service, iWeb content and programming updates, service programming consulting services, AMI backbone monitoring, maintenance and troubleshooting and video surveillance monitoring service; and,

WHEREAS, it is the desire of the Employer to provide certain benefits, to establish certain conditions of employment, and to set working conditions of said Employee.

NOW THEREFORE, in consideration of the mutual covenants herein contained, the parties agree as follows:

Section 1: Duties

Employer hereby agrees to employ Employee as its Director of Information Technology as described in the recitals hereto. Such duties include such other services as may be assigned from time to time by the City Manager so long as such duties are consistent with those normally associated with this position and are consistent with Employee's training and experience. Employee shall devote his full-time, attention and energies to his duties. Employee may, from time to time engage in activities for compensation for persons or entities other than Employer; provided, however that Employee shall obtain written permission, in advance, from the City Manager. City Manager may, in his sole discretion, grant, deny or impose conditions on such outside employment. Where Employee engages in outside employment, he shall indemnify, defend and hold Employer harmless from any claims arising from such outside employment.

Section 2: Termination and Severance Pay

Employee is at-will and serves at the pleasure of the City Manager. Employer may terminate Employee at any time without cause. In the event this Agreement is terminated without cause, then Employee shall receive three (3) month's base salary, payable upon the effective date of termination. Pursuant to California Government Code Section 53243.2, regardless of the term of this Agreement, if it is terminated, any cash settlement related to the termination shall be fully reimbursed to Employer if Employee is convicted of a crime involving an abuse of his office or position.

Section 3: Resignation

In the event Employee voluntarily resigns his position with Employer before expiration of the aforesaid term of his employment, then Employee shall give Employer one (1) month notice unless the parties agree otherwise.

Section 4: Disability

If Employee is permanently disabled or is otherwise unable to perform his duties because of sickness, accident, injury, mental incapacity or health for a period of four successive weeks beyond any accrued sick leave, Employer shall have the option to terminate this agreement and applicable law.

Section 5: Salary

Employer agrees to pay Employee for his services rendered pursuant hereto an annual base salary of one hundred twenty-three thousand, five hundred dollars ($123,500.00). Pay periods shall coincide with other unrepresented management employees. Employer and Employee agree that, based upon budget considerations and an annual performance review by the City Manager of Employee's performance, the Employee's salary may be adjusted in the sole discretion of the City Manager in accordance with the City's unrepresented management salary administration plan.

Section 6: Benefits

Retirement: Employee will participate in the City's California Public Employees Retirement System ("CalPERS"). Contributions to the plan by Employer and Employee shall be on the same terms and conditions as other members of the plan.

Other Benefits: Except for salary, which will be managed in accordance with Section 5, Employee shall receive the same benefits as unrepresented management employees. It is recognized that the Employee must devote a great deal of time outside normal business hours of the Employer. As such, the Employee will be allowed to take up to eighty (80) hours of Administrative Leave per fiscal year as he shall deem appropriate during normal business hours.

Section 7: Ownership of Inventions

The Parties hereto acknowledge that Employee has served Employer as a consultant and, in that capacity, has developed various systems and programs to assist Employer in the conduct of its business. Employer shall have "shop rights" to any invention or system developed by Employee for Employer's use prior to the date of this Agreement. Such "shop rights" include a non-exclusive, royalty-free, non-transferable license to such invention or system. As to inventions developed after the date of this Agreement for Employer's use, Employee hereby assigns to the Employer all of Employee's right, title and interest in and to Employee's intellectual property rights therein.

Section 8: Bonding

Employer shall bear the full cost of any fidelity or other bonds required of the Employee under any law or ordinance.

Section 9: Notices

Notices pursuant to this agreement shall be given by deposit in the custody of the United States Postal Service, postage prepaid, addressed as follows:

Employer:
City of Imperial
420 South Imperial Avenue
Imperial, California 92251
ATTN: City Manager

Employee:
Alejandro Estrada
689 Bahia Street
Imperial, California 92251

Alternatively, notices required pursuant to this agreement may be personally served in the same manner as is applicable to civil judicial practice. Notice shall be deemed given as of the date of personal service or as of the date of deposit of such written notice in the course of transmission in the United States Postal Service.

Section 10: General Provisions

A. The text herein shall constitute the entire Agreement between the parties.

B. This Agreement shall be binding upon and inure to the benefit of the heirs at law and executors of Employee.

C. This Agreement shall become effective on the date noted above.

D. If any provision, or any portion thereof, contained in this agreement is held unconstitutional, invalid or unenforceable, the remainder of this agreement, or portion thereof, shall be deemed severable, shall not be affected, and shall remain in full force and effect.

E. This Agreement shall be governed by the laws of the State of California.

IN WITNESS WHEREOF, the City of Imperial has caused this agreement to be signed and executed in its behalf by its Mayor and duly attested by its City Clerk, and the Employee has signed and executed this agreement, both in duplicate, on the day and year first above written.

EMPLOYER:
City of Imperial, California

By_____
Stefan T. Chatwin, City Manager

EMPLOYEE:

_____
Alejandro Estrada

ATTEST:

By_____
Debra Jackson, City Clerk

APPROVED AS TO FORM:

By_____
Dennis H. Morita, City Attorney

Agenda Item No E-4

DATE SUBMITTED 03/29/18

SUBMITTED BY City Clerk .

DATE ACTION REQUIRED 04/04/18

CITY COUNCIL ACTION (X)
PUBLIC HEARING REQUIRED ( )
RESOLUTION ( )
RDINANCE 1ST READING ( )
ORDINANCE 2ND READING ( )
CITY CLERK'S INITIALS

SUBJECT: DISCUSSION/ACTION: CITY REPRESENTATION AT THE SOUTHERN CALIFORNIA ASSOCIATION OF GOVERNMENTS (SCAG) REGIONAL CONFERENCE & GENERAL ASSEMBLY TO BE HELD MAY 3 -4, 2018 IN INDIAN WELLS, CALIFORNIA

1. APPOINTMENT OF DELEGATE AND ALTERNATE FOR CITY REPRESENTATION AT THE REGIONAL CONFERENCE & ASSEMBLY

DEPARTMENT INVOLVED: City Council

BACKGROUND/SUMMARY:

SCAG will be holding its Annual Conference & General Assembly in Indian Wells, CA May 3 & 4, 2018. The program consists of expert panels, keynote presentations and technical demonstrations to share insights on how our local governments and civic partners can work together to make the most of new technologies to enhance mobility, economic opportunity and quality of life. This event is free for Council members and city managers. Please see the draft schedule for meeting details.

FISCAL IMPACT:

STAFF RECOMMENDATION:
Council appoint a Delegate and Alternate

MANAGER'S RECOMMENDATION: MANAGER'S INITIAL_____

MOTION:

SECONDED:
AYES:
NAYES:
ABSENT:

APPROVED ( ) REJECTED ( )
DISAPPROVED ( ) DEFERRED ( )

REFERRED TO:

SCAG

2018

REGIONAL CONFERENCE & GENERAL ASSEMBLY

SOUTHERN CALIFORNIA AT A CROSSROADS

DRAFT CONFERENCE SCHEDULE

WEDNESDAY, MAY 2

11:00 a.m. – 4:00 p.m.	FUTURE COMMUNITIES FORUM

THURSDAY, MAY 3

8:00 a.m. – 10:00 a.m.	NETWORKING & CONTINENTAL BREAKFAST
9:00 a.m. – 10:00 a.m.	REGIONAL COUNCIL MEETING
10:15 a.m. – 11:00 a.m.	WELCOME & OPENING KEYNOTE
11:00 a.m. – 12:00 p.m.	GENERAL ASSEMBLY MEETING
12:15 p.m. – 1:45 p.m.	SUSTAINABILITY AWARDS LUNCHEON
2:00 p.m. – 3:15 p.m.	BREAKOUT SESSION I
3:15 p.m. – 3:30 p.m.	BREAK & NETWORKING
3:30 p.m. – 4:45 p.m.	BREAKOUT SESSION II
5:30 p.m. – 7:30 p.m.	EVENING RECEPTION

FRIDAY, MAY 4

8:30 a.m. – 9:00 a.m.	BREAKFAST
9:00 a.m. – 9:30 a.m.	WELCOME KEYNOTE
9:30 a.m. – 10:30 a.m.	PLENARY SESSION 1
10:30 a.m. – 11:30 a.m.	PLENARY SESSION 2
11:30 a.m.	CONFERENCE WRAP-UP

MAY 3-4

Renaissance Indian Wells Resort & Spa
44400 Indian Wells Lane
Indian Wells, CA 92210

scag.ca.gov/ga2018

DRAFT CONFERENCE SCHEDULE

THURSDAY, MAY 3

2:00 p.m. BREAKOUT SESSION I

Risk, Resilience, and Avoiding Economic Disaster

This past year, we've seen numerous natural disasters hit the region, and their economic impacts continue to reverberate. But one threatening us every day is a major earthquake along the San Andreas Fault. This panel session would build on the previous work of SCAG's Earthquake Preparedness Initiative, zeroing in on the best practices cities and counties can employ to protect local communities and economies from the disruption that a major earthquake, fire or other natural disaster would cause. What other tools can cities use to ensure that natural disasters will not turn into catastrophes? What are local utilities doing to prepare as well? And how can we better coordinate with one another?

At a Crossroads: Our Transportation Future

Southern California has a complex transportation system with equally complex challenges. The region is also a hotbed of innovative thinking and emerging technologies that aim to address those challenges. This panel will identify a path for meeting ambitious goals for easing congestion, reducing climate impacts and improving mobility access for all, and address opportunities for today's civic leaders to define the future of transportation in the region, and set the path for meeting ambitious goals for easing congestion, reducing climate impacts and improving mobility access for all. So how do we rethink our approach to infrastructure and land use to make the most of our existing transportation environment? How can cities and counties be successful in piloting projects that require major change?

Student Showcase

This session will feature the work of students in the region, sharing research projects in the form of sustainability planning posters and GIS Story Maps selected through a competitive application process. These displays represent some of the strongest student work in the region, demonstrating innovative solutions to sustainability-related planning issues and illustrating the value of applied data to address regional issues. One project from each category will also be designated as the "best in show" by a panel of judges and receive a $1,000 cash prize.

3:30 p.m. BREAKOUT SESSION II

Adapt and Re-Adapt: The Future of City Finance

Traditional sources of city and county revenue have seen sizable shifts in recent years, thanks in large part to new technologies, changing consumer habits, and certain legislative policies. Online shopping is outpacing sales at brick-and-mortar stores and local governments are missing out on sales tax revenues that end up going to the state instead. Meanwhile potential funding opportunities have become available with the legalization of recreational marijuana use. Now more than ever, local governments need to adapt to the shifting economy by being creative, innovative, and resourceful. What land use policies can local governments employ to keep their operations stable and effective? How does the changing face of retail stand to impact local businesses and economic development? What new partnerships, practices, and programs have been implemented to meet these current challenges?

Housing and the Shrinking Middle Class

An expanding middle class is an important indicator for a prospering region. However, Southern California's housing affordability problem continues to worsen, paving the way for an exodus of new businesses and top talent to other regions. An unprecedented housing shortage is at the root of the problem, as cities and counties all over the state have long been falling short of meeting their housing needs reflected in the Regional Housing Needs Assessment (RHNA). This session will address new policy measures and planning strategies from the state & local levels, as well as the important role the RHNA will need to play in the push for a solution to the housing crisis. This panel will also include perspectives of those who have left the region – and the state – to humanize the effect of our housing affordability crisis.

Agenda Item No E-7

DATE SUBMITTED _____3-28-18_____

SUBMITTED BY Public Services

DATE ACTION REQUIRED 4-4-18

CITY COUNCIL ACTION (X)---11-1
PUBLIC HEARING REQUIRED ( )
RESOLUTION ( )
ORDINANCE 1ST READING ( )
ORDINANCE 2ND READING ( )
CITY CLERK'S INITIALS ( )

IMPERIAL CITY COUNCIL
AGENDA ITEM

SUBJECT: DISCUSSION/ACTION: declaring equipment surplus

DEPARTMENT INVOLVED: Public Services

BACKGROUND/
Staff is requesting the council to declare the ditch witch model JT9 serial number CMEJT9XXEGOOOO342 surplus and authorize the sale by sealed bids with a minimum bid value of $60,000 less the trailer

FISCAL IMPACT

STAFF RECOMMENDATION: Approval

MANAGER'S RECOMMENDATION: MANAGER'S INITIAL

MOTION:

SECONDED:
AYES:
NAYES:
ABSENT:

APPROVED ( ) REJECTED ( )
DISAPPROVED ( ) DEFERRED ( )

REFERRED TO: